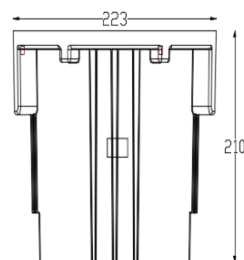
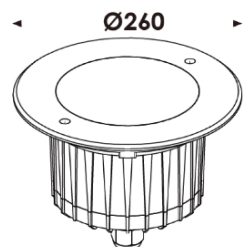


VIGOR



Description:

VIGOR is a Inground light typically feature durable, weather-resistant housings suitable for outdoor use. Excellent heat dissipation.

It include features such as corrosion resistance , dustproof, anodized and polished, sand blasted, not easy to rust and fade.

Toughened glass surface, with high hardness, not easy to break.

It comes with different CCT and R/G/B LED sources and various beam angles this family is a perfect solution to the requirement.

It has very wide application like For landscape lighting, garden lighting, horticultural engineering design, public fountain square Lighting.

Product Specifications:

Front cover : Stainless Steel 316 SUS
Housing : Die cast aluminum grey
Coating: Powder Coating
Glass : Tempered Clear glass
Gasket: Molding shaped silicone seal
Lens/Reflector : Optical lens (efficiency>90%)
Power Cable: 0.5 mt. power cable included
Driver : High efficiency, low flicker driver
Installation Type: Inground
Adjustable: No

Technical Specifications:

Wattage: 72 - 108W
Voltage: DC24V / 220-240V AC
Frequency: 50-60Hz
Light Source: OSRAM/EPISTAR/CREE
Lumen: 100lm/W
Mac Adam: 3 Step
Safety Class: III / II
Working Temperature:-20°C to 55°C
Life Time: 50,000hrs (L80/B10) at 35°C
Warranty: 5 Years

Parameter:

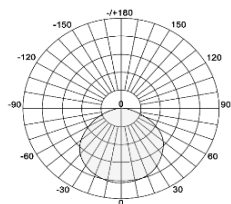
Wattage(W)	:	72W / 108W
Finish	:	Stainless Steel 316 SUS (SS)
Kelvin*	:	2700K/ 3000K / 4000K / 6000K / RGB / RGBW
Beam Angle	:	10° / 25° / 45° / 60°
CRI	:	80
Control Mode	:	ON/OFF / 0 / 1-10V / Phase Cut / DALI / DMX
Type	:	Round (R) / Square (S)

Order Code:

Product Code	Wattage	CCT	Voltage	Beam Angle	Finish	Control Mode
544259	72-72W(36X2W)	27-2700K	D-24VDC	10 - 10°	SS-Stainless Steel 316	1-ON/OFF
	108-108W(36X3W)	30-3000K		25 - 25°		2-DALI
		40-4000K		40 - 40°		3-0/1-10V
		60-6000K		60 - 60°		4-Phase cut
		92-RGB				5-DMX
		93-RGB DMX				
		82-RGBW				
		83-RGBW DMX				

Ex: Order Code: 5442597227D10SS1

Photometric:



Standards :

EN 60598-1

EN 60598-2-2

EN 60598-3-2

EN 60598-3-3

Pluxb luminaires are developed with globally recognized and tested components suppliers, however as per international standards tolerance in initial flux and connected load is at $\pm 5\%$. Unless stated otherwise, the values apply to an ambient temperature of 25°C

Product Code	Wattage	CCT	Voltage	Beam Angle	Finish	Control Mode
544259	72-72W(36X2W)	27-2700K	A-220-240VAC	10 - 10°	SS-Stainless Steel 316	1-ON/OFF
		30-3000K		25- 25°		2-DALI
		40-4000K		40 - 40°		3-0/1-10V
		60-6000K		60 - 60°		4-Phase cut
						5-DMX

Ex: Order Code: 5442597227A'10SS1

Pluxb luminaires are developed with globally recognized and tested components suppliers, however as per international standards tolerance in initial flux and connected load is at $\pm 5\%$. Unless stated otherwise, the values apply to an ambient temperature of 25°C