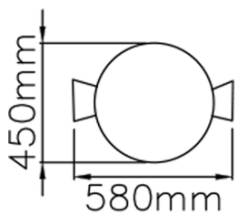
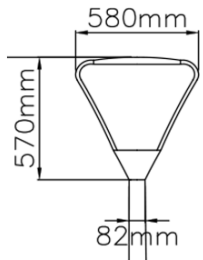


## VERTIV



### Description:

VERTIV Pole light commonly used for outdoor illumination, feature energy-efficient LED technology, providing high luminous output with low power consumption.

They have a robust, weather-resistant construction with IP65/IP66 ratings for protection against water and dust. It is suitable for the place where glare control is preferred.

It is a perfect alternative to replace old-style cone-shaped conventional luminaires.

Wider installation spacing, good glare control, increased luminaire efficacy, and minimal amount of up-light are the major improvements.

The recommended mounting height is between 2.5 – 6 meters. Available as an option are Aluminium Poles, Galvanized steel poles, and anchorage unit for concrete foundations.

These lights offer a long lifespan and are available in various wattages and color temperatures to suit different applications. Additionally, they often come with adjustable mounting brackets for versatile installation and optimized light distribution.

Area of Application : Street lighting in main road / secondary roads, Illuminating pathways in parks, Gardens, Resorts, Expressways, Private driveways, Residential Area Lighting, Boulevards, Shopping centres, Building perimeters and Public places.

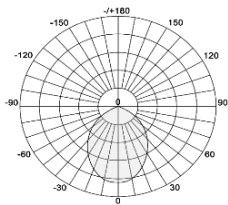
### Product Specifications:

Housing : Die cast aluminium  
Coating: Powder Coating  
Diffuser : Clear UV resistant polycarbonate  
Gasket: Molding shaped silicone seal  
Lens/Reflector : Optical lens (efficiency>90%)  
Power Cable: 1mtr. power cable included  
Driver : High efficiency, low flicker driver  
Installation Type: Pole Mounted  
Adjustable: No

### Technical Specifications:

Wattage: 30-100W  
Voltage: 180-250V AC  
Frequency: 50-60Hz  
Light Source: OSRAM/EPISTAR/CREE  
Lumen: 105lm/W  
Mac Adam: 3 Step  
Safety Class: II  
Working Temperature:-20°C to 65°C  
Life Time: 50,000hrs (L80/B10) at 35°C  
Warranty: 5 Years

### Photometric :



### Standards :

EN 60598-1  
EN 60598-2-2  
EN 60598-3-2  
EN 60598-3-3

### Parameter:

Wattage(W)	:	30W / 60W / 100W
Finish	:	Black (B) / Customized (C)
Kelvin*	:	2700K/ 3000K / 4000K / 6000K
Beam Angle	:	120°
CRI	:	80
Control Mode	:	ON/OFF / DALI / 0 / 1-10V

Pluxb luminaires are developed with globally recognized and tested components suppliers, however as per international standards tolerance in initial flux and connected load is at  $\pm 5\%$ . Unless stated otherwise, the values apply to an ambient temperature of 25°C

**Order Code:**

Product Code	Wattage	CCT	Voltage(AC)	Beam Angle	Finish	Control Mode
553058	30-30W	27-2700K	AC-180-250VAC	120-120°	G-Grey	1-ON/OFF
	60-60W	30-3000K			C-Customized	2-DALI
	100-100W	40-4000K				3-0/1-10V
		60-6000K				

**Ex: Order Code:** 5530583027AC'120G1

Pluxb luminaires are developed with globally recognized and tested components suppliers, however as per international standards tolerance in initial flux and connected load is at  $\pm 5\%$ . Unless stated otherwise, the values apply to an ambient temperature of 25°C