

STAR



Description:

STAR is a outdoor narrow beam floodlight for accent and general illumination with low power LED light sources, excellent heat dissipation.

Powered by the UCS512C Chip and imported USA CREE chips, it delivers the highest light efficiency in the LED industry, ensuring exceptional brightness and longevity.

Its professional optical lens maximizes light projection onto target objects with pinpoint accuracy, while the adjustable simplified bracket allows for flexible and hassle-free installation. The advanced extrusion moulding structure prevents glass deformation and leakage caused by temperature fluctuations, enhancing durability. Additionally, its excellent heat dissipation system keeps the temperature rise below 20°C.

Control Mode : DMX / RDM

It has very wide application like trees, sign terraced landscape, urban lighting, internal and external walls of buildings, etc.

Product Specifications:

Housing : Die cast aluminium
Coating: Powder Coating
Diffuser : Tempered glass
No.of LEDs : 75 LEDs
Gasket : Molding shaped silicone seal
Lens/Reflector : Optical lens (efficiency>90%)
Power Cable: 0.5 mt. power cable included
Driver : High efficiency, low flicker driver
Installation Type: Surface Mounted
Adjustable: Yes

Technical Specifications:

Wattage: 180W
Voltage: DC24V / AC220-265V
Frequency: 50-60Hz
Light Source: CREE XPE2
Lumen: 75lm/W
Mac Adam: 3 Step
Safety Class: III / II
Working Temperature:-40°C to 50°C
Life Time: 50,000hrs (L90/B60) at 35°C
Warranty: 5 Years

Parameter:

Wattage(W)	:	180W
Finish	:	Grey (G) / Black (B) / Customized (C)
Kelvin*	:	1700K/ 2200K/ 2700K/ 3000K/ 4000K/ 6000K/ 6500K/ RGB / RGBW
Beam Angle	:	8° / 12° / 24° / 36° / 60° / 10*60° / 15*64°
CRI	:	80
Control Mode	:	ON/OFF / DALI / 0 / 1-10V / Phase Cut / Bluetooth / DMX

Order Code:

Product Code	Wattage	CCT	Voltage(DC)	Beam Angle	Finish	Control Mode
545276	180-180W (75x2.3W)	27-2700K	D-24VDC	8 - 8°	G- Grey	1-ON/OFF
		30-3000K		12 - 12°	B-Black	2-DALI
		40-4000K		24 - 24°	C-Customized	3-0/1-10V
		60-6000K		36 - 36°		4-Phase Cut
		65- 6500K		60 - 60°		5-DMX
		92-RGB		10*60 - 10*60°		6-Bluetooth
		93-RGB DMX		15*64 - 15*64°		
		82-RGBW				

Pluxb luminaires are developed with globally recognized and tested components suppliers, however as per international standards tolerance in initial flux and connected load is at $\pm 5\%$. Unless stated otherwise, the values apply to an ambient temperature of 25°C

Ex: Order Code: 54527618027D'8G1

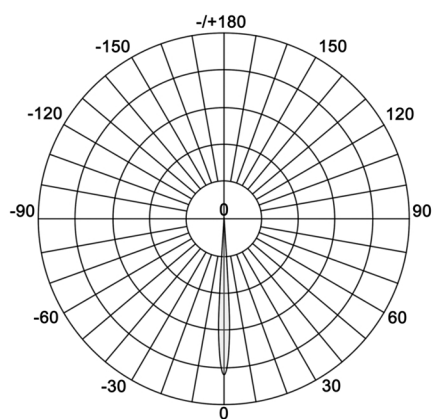
Product Code	Wattage	CCT	Voltage(AC)	Beam Angle	Finish	Control Mode
545276	180-180W (75x2.3W)	27-2700K	A-220-265VAC	8 - 8°	G- Grey	1-ON/OFF
		30-3000K		12 - 12°	B-Black	2-DALI
		40-4000K		24 - 24°	C-Customized	3-0/1-10V
		60-6000K		36 - 36°		5-DMX
		65- 6500K		60 - 60°		6- Bluetooth
				10*60 - 10*60°		
				15*64 - 15*64°		

Ex: Order Code: 54527618027A'8G1

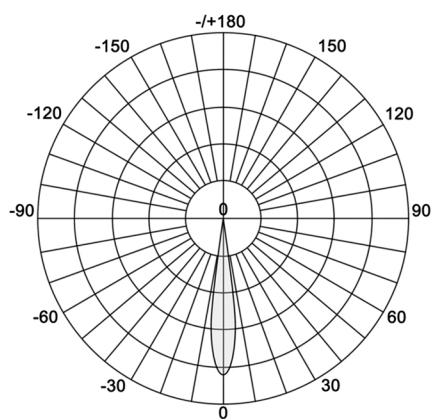
Pluxb luminaires are developed with globally recognized and tested components suppliers, however as per international standards tolerance in initial flux and connected load is at $\pm 5\%$. Unless stated otherwise, the values apply to an ambient temperature of 25°C

PHOTOMETRIC

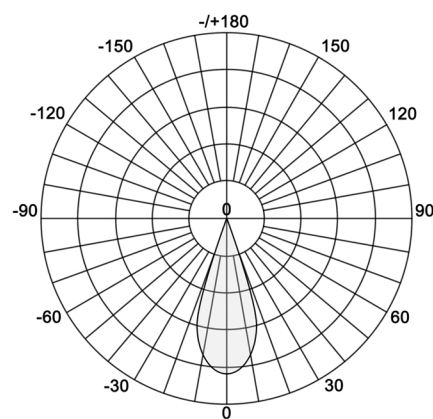
Symmetric Beam Angle



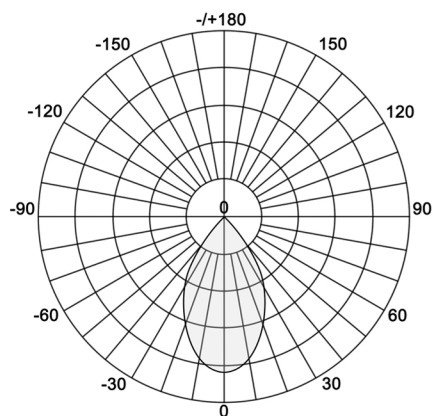
Beam Angle _8°



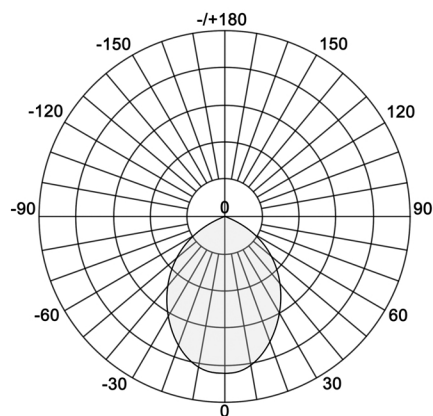
Beam Angle _12°



Beam Angle _24°

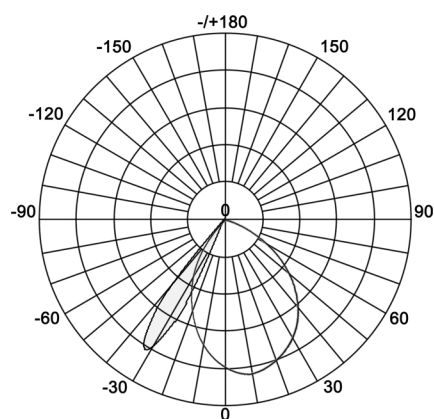


Beam Angle _36°

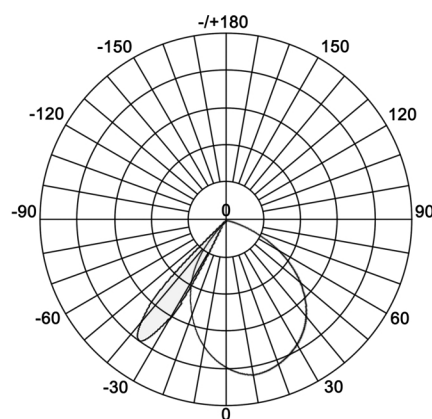


Beam Angle _60°

Asymmetric Beam Angle



Beam Angle _10*60°



Beam Angle _15*65°

Pluxb luminaires are developed with globally recognized and tested components suppliers, however as per international standards tolerance in initial flux and connected load is at $\pm 5\%$. Unless stated otherwise, the values apply to an ambient temperature of 25°C