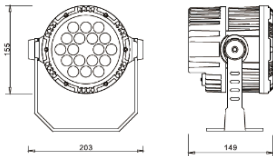


## STAR



### Description:

STAR is a outdoor narrow beam floodlight for accent and general illumination with low power LED light sources, excellent heat dissipation.

Powered by the UCS512C Chip and imported USA CREE chips, it delivers the highest light efficiency in the LED industry, ensuring exceptional brightness and longevity.

Its professional optical lens maximizes light projection onto target objects with pinpoint accuracy, while the adjustable simplified bracket allows for flexible and hassle-free installation. The advanced extrusion moulding structure prevents glass deformation and leakage caused by temperature fluctuations, enhancing durability. Additionally, its excellent heat dissipation system keeps the temperature rise below 20°C.

Control Mode : DMX / RDM

It has very wide application like trees, sign terraced landscape, urban lighting, internal and external walls of buildings, etc.

### Product Specifications:

Housing : Die cast aluminium  
Coating: Powder Coating  
Diffuser : Tempered glass  
No.of LEDs : 18 LEDs  
Gasket : Molding shaped silicone seal  
Lens/Reflector : Optical lens (efficiency>90%)  
Power Cable: 0.5 mt. power cable included  
Driver : High efficiency, low flicker driver  
Installation Type: Surface Mounted  
Adjustable: Yes

### Technical Specifications:

Wattage: 40 - 45W  
Voltage: DC24V / AC220-265V  
Frequency: 50-60Hz  
Light Source: CREE XPE2  
Lumen: 75lm/W  
Mac Adam: 3 Step  
Safety Class: III / II  
Working Temperature:-40°C to 50°C  
Life Time: 50,000hrs (L90/B60) at 35°C  
Warranty: 5 Years

### Parameter:

|              |   |   |
|--------------|---|---|
| Wattage(W)   | : | 40W / 45W   |
| Finish       | : | Grey (G) / Black (B) / Customized (C)                       |
| Kelvin*      | : | 1700K/ 2200K/ 2700K/ 3000K/ 4000K/ 6000K/ 6500K/ RGB / RGBW |
| Beam Angle   | : | 8° / 12° / 24° / 36° / 60° / 10*60° / 15*64°                |
| CRI          | : | 80  |
| Control Mode | : | ON/OFF / DALI / 0 / 1-10V / Phase Cut / Bluetooth / DMX     |

### Order Code:

| Product | Code | Wattage          | CCT        | Voltage(DC) | Beam Angle     | Finish       | Control Mode |
|---------|------|------------------|------------|-------------|----------------|--------------|--------------|
| 545156  |      | 40-40W (18x2.2W) | 27-2700K   | D-24VDC     | 8 - 8°         | G- Grey      | 1-ON/OFF     |
|         |      | 45-45W (36x2.5W) | 30-3000K   |             | 12 - 12°       | B-Black      | 2-DALI       |
|         |      |                  | 40-4000K   |             | 24 - 24°       | C-Customized | 3-0/1-10V    |
|         |      |                  | 60-6000K   |             | 36 - 36°       |              | 4-Phase Cut  |
|         |      |                  | 65- 6500K  |             | 60 - 60°       |              | 5-DMX        |
|         |      |                  | 92-RGB     |             | 10*60 - 10*60° |              | 6-Bluetooth  |
|         |      |                  | 93-RGB DMX |             | 15*64 - 15*64° |              |              |
|         |      |                  | 82-RGBW    |             |                |              |              |

Pluxb luminaires are developed with globally recognized and tested components suppliers, however as per international standards tolerance in initial flux and connected load is at  $\pm 5\%$ . Unless stated otherwise, the values apply to an ambient temperature of 25°C

Ex: Order Code: 5451564027D'8G1

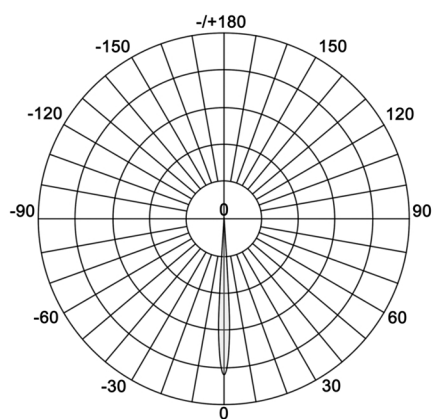
| Product Code | Wattage          | CCT       | Voltage(AC)  | Beam Angle     | Finish       | Control Mode |
|--------------|------------------|-----------|--------------|----------------|--------------|--------------|
| 545156       | 40-40W (18x2.2W) | 27-2700K  | A-220-265VAC | 8 - 8°         | G- Grey      | 1-ON/OFF     |
|              | 45-45W (36x2.5W) | 30-3000K  |              | 12 - 12°       | B-Black      | 2-DALI       |
|              |                  | 40-4000K  |              | 24 - 24°       | C-Customized | 3-0/1-10V    |
|              |                  | 60-6000K  |              | 36 - 36°       |              | 5-DMX        |
|              |                  | 65- 6500K |              | 60 - 60°       |              |              |
|              |                  |           |              | 10*60 - 10*60° |              |              |
|              |                  |           |              | 15*64 - 15*64° |              |              |

Ex: Order Code: 5451564027A'8G1

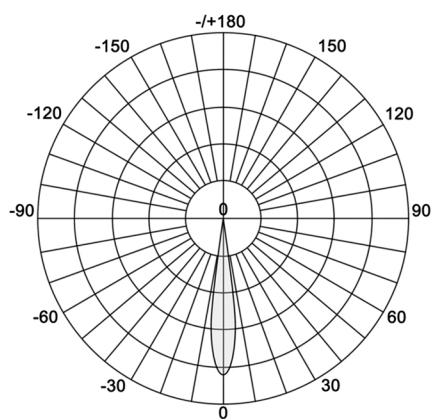
Pluxb luminaires are developed with globally recognized and tested components suppliers, however as per international standards tolerance in initial flux and connected load is at  $\pm 5\%$ . Unless stated otherwise, the values apply to an ambient temperature of 25°C

# PHOTOMETRIC

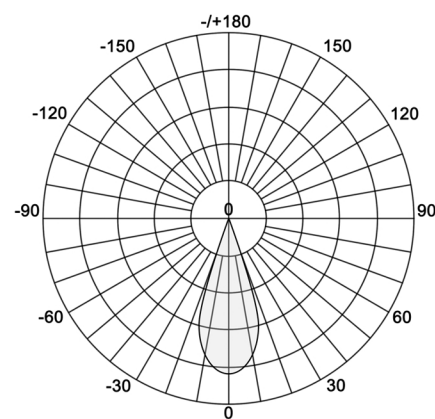
## Symmetric Beam Angle



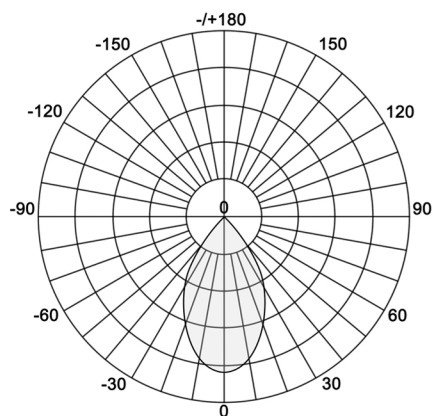
Beam Angle \_8°



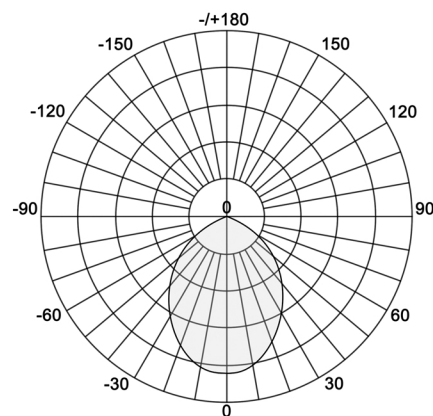
Beam Angle \_12°



Beam Angle \_24°

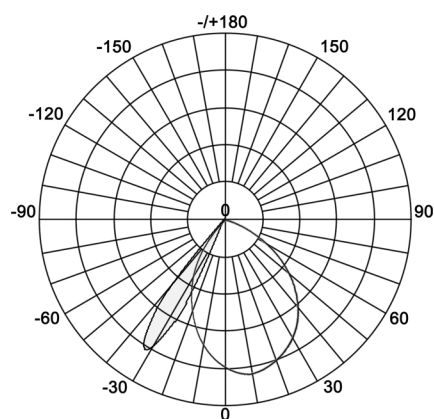


Beam Angle \_36°

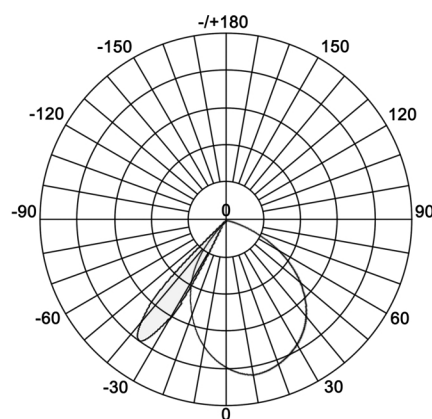


Beam Angle \_60°

## Asymmetric Beam Angle



Beam Angle \_10\*60°



Beam Angle \_15\*65°

Pluxb luminaires are developed with globally recognized and tested components suppliers, however as per international standards tolerance in initial flux and connected load is at  $\pm 5\%$ . Unless stated otherwise, the values apply to an ambient temperature of 25°C