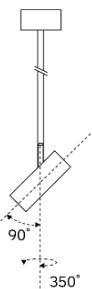
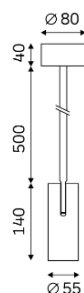


SPECTRA



Features:

SPECTRA is Adjustable pendant light. High quality of die cast aluminum, breaking away from traditional installations, for excellent dissipation and PMMA Lens make good glare reduction due to recessed light point out, have different beam angle for selected.

Adjustable Angle with 350° horizontal rotation, 90° vertical adjustment.

For enhanced customization, various CRI (Color Rendering Index) and CCT (Correlated Color Temperature) options are available upon request, allowing designers to create the perfect lighting atmosphere.

The product also available with a range of accessories, including a honeycomb louvre for superior glare control, linear spread glass for elongated light distribution, and clear glass for maximum output and clarity. This combination of refined design, advanced optics.

Homogenous, well-balanced light dispersing, no shadow.

Technical Specifications:

- Input Voltage: 220-240VAC, 50 Hz.
- Wattage: 24W
- High Lumen: 90lm/W
- 3 STEP Mac Adam
- High efficiency, low flicker driver
- Lamp Type: COB
- Chip Brand: VS / CREE
- Driver Brand: VS / OSRAM / Tridonic
- Operating Temperature: -20°C to 45°C
- Glow Wire Test 850° C
- Warranty: 5 Years
- Life Time: 50,000hrs at ta 25°C (L80/B10)

Fields of Application:

- Retail
- Education
- Galleries hotels
- Living spaces
- Lobbies
- Residential


Installation Method:

Pendent.

Wattage(W)	:	20	24				
Finish	:	White(W)	Black(B)				
Kelvin*	:	2700K	3000K	3500K	4000K	5000K	5700K
Beam Angle	:	20°	31°	43°	52°		
CRI	:	80+	90+	95+			
Driver	:	ON/OFF	0/1-10V	DALI	Casambi		

*Special Color and Finish on request

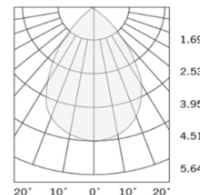
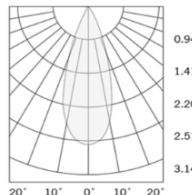
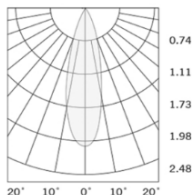
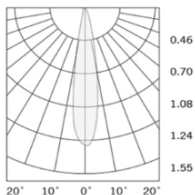
Product Code (96805524.50):

Wattage	Lumens(lm)	Dimension (ØxL) mm	Cut Out 
20	1800LM	55x140	80
24	2160LM	55x140	80

*Luminous Lux value is calculated for 4000K and CRI>90

Pluxb luminaires are developed with globally recognized and tested components suppliers, however as per international standards tolerance in initial flux and connected load is at ±5%. Unless stated otherwise, the values apply to an ambient temperature of 25°C

Photometric:



Standards

EN 60598-1

EN 60598-2-2

EN 60598-2-22

EN 60598-3-2

EN 60598-3-3

Order Code Ex: 96805524.50 27K 20D 8 1 W

CCT	Beam Angle	CRI	Driver	Finish
27K - 2700K	20D - 20°	8->80	1 - ON/OFF	W-White
30K - 3000K	31D - 31°	9->90	2 - 0/1-10V	B-Black
35K - 3500K	43D - 43°	9->95	3 - DALI	
40K - 4000K	52D - 52°		4 - Casambi	
50K - 5000K				
57K - 5700K				

Pluxb luminaires are developed with globally recognized and tested components suppliers, however as per international standards tolerance in initial flux and connected load is at $\pm 5\%$. Unless stated otherwise, the values apply to an ambient temperature of 25°C