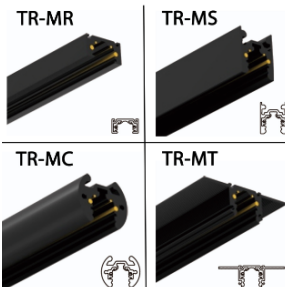
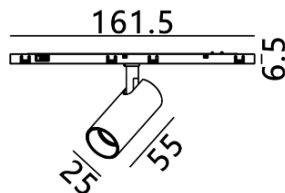


SOPRA



Features:

SOPRA is Magnetic track light are based on Track lighting fixture combines the flexibility of a magnetic track system with the design feature of lens

Body made of aluminum with lens can provide enhance the aesthetic appeal of the fixture and may also provide additional functionality, such as directing light or preventing glare.

This is ideal for highlighting specific objects or areas.

The magnetic track allows you to easily move and adjust the position of the light fixture along the track.

The product can 90° tilt and 360° rotation.

Product has Ultra compact design and ensures UGR<19.

Technical Specifications:

Input Voltage: 48V DC, 50 Hz.

Wattage: 3W

Efficacy: 90lm/W

3 STEP Mac Adam

High efficiency, low flicker driver

Lamp Type: COB

Light source: Citizen / CREE

Operating Temperature: -20°C to 45°C

Glow Wire Test 850° C

Warranty: 5 Years

Life Time: 50,000hrs at ta 25°C

(L80/B10)

Fields of Application:

Retail

Education

Galleries hotels

Living spaces

Installation Method:

On an electrified Magnetic track 48V DC

| | | | | | | |
|------------|---|----------|----------|-------|---------------|-----------|
| Wattage(W) | : | 3 | | | | |
| Finish | : | White(W) | Black(B) | | | |
| Kelvin* | : | 2700K | 3000K | 4000K | 5000K | 5700K |
| Beam Angle | : | 14° | 24° | 36° | | |
| CRI | : | 80+ | 90+ | | | |
| Driver | : | ON/OFF | 0/1-10V | DALI | Phase Dimming | Bluetooth |

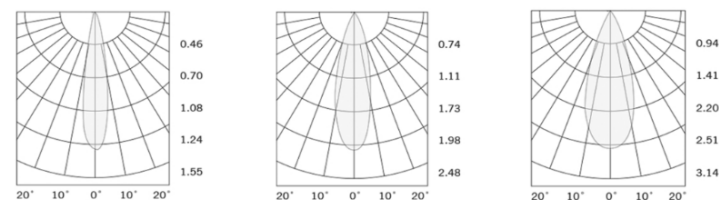
*Special Color and Finish on request

Product Code (66502503):

| Wattage | Lumens(lm) | Dimension (LxH)mm | Size: ØxH1 |
|---------|------------|-------------------|------------|
| 3 | 360LM | 161.5x6.5 | 25x55 |

*Luminous flux value is calculated for 4000K CRI>90

Photometric:



- Standards
- EN 60598-1
- EN 60598-2-2
- EN 60598-2-22
- EN 60598-3-2
- EN 60598-3-3

Order Code Ex: ~~66502503~~ 27K 14D 8 1 W

| CCT | Beam Angle | CRI | Driver | Finish |
|-------------|------------|-------|-------------------|---------|
| 27K - 2700K | 14D - 14° | 8->80 | 1 - ON/OFF | W-White |
| 30K - 3000K | 24D - 24° | 9->90 | 2 - 0/1-10V | B-Black |
| 40K - 4000K | 36D - 36° | | 3 - DALI | |
| 50K - 5000K | | | 4 - Phase Dimming | |
| 57K - 5700K | | | 5 - Bluetooth | |

Pluxb luminaires are developed with globally recognized and tested components suppliers, however as per international standards tolerance in initial flux and connected load is at ±5%. Unless stated otherwise, the values apply to an ambient temperature of 25°C