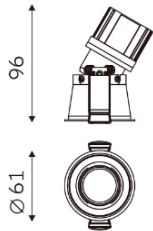


SOFT



**Features:**

SOFT is a deep recessed adjustable spotlight with ultra-low glare optics for enhanced visual comfort, expertly crafted from premium aluminum and finished with a solvent-free powder coating to ensure long-lasting durability and resistance to wear. Featuring a PMMA lens source to shape, control, and direct the beam of light.

Its discreet design allows for seamless integration into any architectural setting, while its 30° tilt adjustment on one side provides precise directional lighting, enabling focused illumination exactly where it is needed.

The luminaire features a specially engineered structure that minimizes glare and delivers superior visual comfort with ultra-low UGR performance, UGR <4. Designed with an IP65 protection rating, SOFT is suitable for both indoor and outdoor installations, ensuring reliable performance even in demanding environments.

The most classic and practical lamps, super versatile.

For enhanced customization, various CRI (Color Rendering Index) and CCT (Correlated Color Temperature) options are available upon request, allowing designers to create the perfect lighting atmosphere. Structural supports and reflector combinations feature refined design and advanced optics for exceptional lighting performance.

**Technical Specifications:**

Input Voltage: 220- 240 V AC, 50/60Hz.  
 Wattage: 10W  
 Efficiency: 105lm/W  
 High efficiency, low flicker driver  
 3 STEP Mac Adam  
 Lamp Type: COB  
 Operating Temperature: -20°C to 45°C  
 Glow Wire Test 850° C  
 Warranty: 5 Years  
 Lifetime 50,000hrs at a 25°C(L90/B10)

**Fields of Application:**

Retail  
 Education  
 Galleries hotels  
 Living spaces  
 Museums  
 Restaurants  
 Painting Exhibitions  
 Theaters

**Installation Method:**

Recessed Adjustable

Wattage(W)	:	10			
Finish	:	White(W)	Black(B)		
Kelvin*	:	2700K	3000K	4000K	
Beam Angle	:	29°	32°	39°	54°
CRI	:	90+			
Driver	:	ON/OFF	DALI	Phase Dimming	1-10V

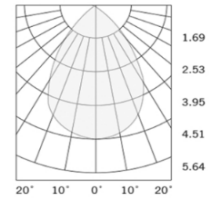
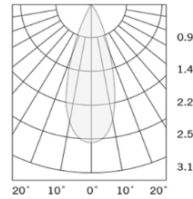
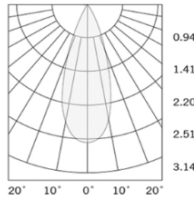
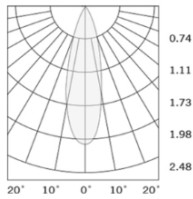
\*Special Color and Finish on request

**Product Code (96706110.50):**

Wattage	Lumens(lm)	Dimension (ØxH) mm	Cut Out  (mm)
10	1050LM	61x96	55

\*Luminous flux value is calculated for 4000K CRI>90, 3 STEP Mac Adam

Pluxb luminaires are developed with globally recognized and tested components suppliers, however as per international standards tolerance in initial flux and connected load is at ±5%. Unless stated otherwise, the values apply to an ambient temperature of 25°C



## Standards

EN 60598-1

EN 60598-2-2

EN 60598-2-22

EN 60598-3-2

EN 60598-3-3

Order Code Ex: 96706110.50 27K 29D 9 1 W

CCT	Beam Angle	CRI	Driver	Finish
27K - 2700K	29D - 29°	9-	1 - ON/OFF	W-
30K - 3000K	32D - 32°	>90	2 - DALI	White
30K - 3000K	39D - 39°		3 - Phase	B-Black
40K - 4000K	54D - 54°		Dimming	
			4 - 1-10V	

Pluxb luminaires are developed with globally recognized and tested components suppliers, however as per international standards tolerance in initial flux and connected load is at  $\pm 5\%$ . Unless stated otherwise, the values apply to an ambient temperature of 25°C