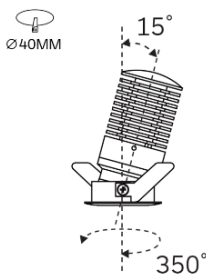
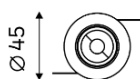
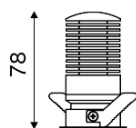


SLUP



Features:

SLUP is a recessed adjustable spotlight, expertly crafted from premium aluminum and finished with a solvent-free powder coating to ensure long-lasting durability and resistance to wear.

Its discreet design allows for seamless integration into any architectural setting, while its 15° tilt adjustment on one side offers precise directional lighting, enabling focused illumination exactly where it is needed. The lens will be with waterproof ring and glass. Small sizes can be 6W, and high efficiency. The most classic and practical lamps, super versatile.

Anti-glare reflector options color with White, Black or Chrome.

For enhanced customization, various CRI (Color Rendering Index) and CCT (Correlated Color Temperature) options are available upon request, allowing designers to create the perfect lighting atmosphere.

The product also available with a range of accessories, including a honeycomb louvre for superior glare control, linear spread glass for elongated light distribution, and clear glass for maximum output and clarity.

This combination of refined design, advanced optics.

Technical Specifications:

Input Voltage: 220- 240 V AC, 50/60Hz.

Wattage: 4-8W

Efficiency: 65lm/W

High efficiency, low flicker driver

3 STEP Mac Adam

Lamp Type: COB

Operating Temperature: -20°C to 45°C

Glow Wire Test 850° C

Warranty: 5 Years

Lifetime 50,000hrs at a 25°C(L90/B10)

Fields of Application:

- Retail
- Education
- Galleries hotels
- Living spaces
- Museums
- Restaurants
- Painting Exhibitions
- Theaters

Installation Method:

Recessed Adjustable

Wattage(W)	:	4	6	8		
Finish	:	White(W)	Black(B)			
Kelvin*	:	2700K	3000K	3500K	4000K	5700K
Beam Angle	:	17°	23°	31°	46°	
CRI	:	90+				
Driver	:	ON/OFF	DALI	Phase Dimming	1-10V	

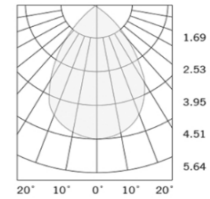
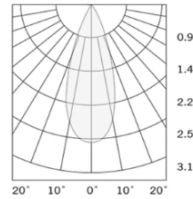
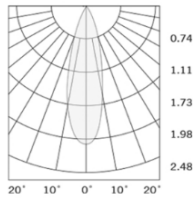
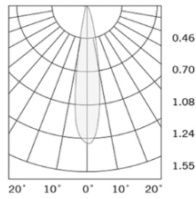
*Special Color and Finish on request

Product Code (96704508.50):

Wattage	Lumens(lm)	Dimension (ØxH) mm	Cut Out (mm)
4	260LM	45x78	40
6	390LM	45x78	40
8	520LM	45x78	40

*Luminous flux value is calculated for 4000K CRI>90, 3 STEP Mac Adam

Pluxb luminaires are developed with globally recognized and tested components suppliers, however as per international standards tolerance in initial flux and connected load is at ±5%. Unless stated otherwise, the values apply to an ambient temperature of 25°C



Standards

EN 60598-1

EN 60598-2-2

EN 60598-2-22

EN 60598-3-2

EN 60598-3-3

Order Code Ex: 96704508.50 27K 17D 9 1 W

CCT	Beam Angle	CRI	Driver	Finish
27K - 2700K	17D - 17°	9-	1 - ON/OFF	W-
30K - 3000K	23D - 23°	>90	2 - DALI	White
35K - 3500K	31D - 31°		3 - Phase	B-Black
	46D - 46°		Dimming	
40K - 4000K			4 - 1-10V	
57K - 5700K				

Pluxb luminaires are developed with globally recognized and tested components suppliers, however as per international standards tolerance in initial flux and connected load is at $\pm 5\%$. Unless stated otherwise, the values apply to an ambient temperature of 25°C