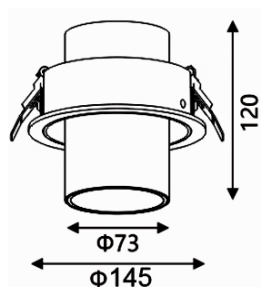


## SLUB



### Features:

SLUB Is Recessed adjustable Downlight into the ceiling, ensuring a sleek, clean look that doesn't interfere with the aesthetics of the space.

High quality aluminum body and PMMA Lens, offering superior heat dissipation, durability, and a lightweight structure. This contributes to the longevity of the light source and the overall stability of the fixture.

The PMMA Lens produce brighter and more uniform light compared to traditional LED setups. PMMA is also known for its high optical clarity, which allows for more precise control over light output.

The Product can be tilt angle 90 vertical and 355 horizontal.

### Technical Specifications:

Input Voltage: 220- 240 V AC, 50 Hz.

Wattage: 24W

High Lumen: 100lm/w

2 STEP Mac Adam

High efficiency, low flicker driver

Lamp Type: COB

Operating Temperature: -20°C to 45°C

Glow Wire Test 850° C

Warranty: 5 Years

Life Time: 50,000hrs at ta 25°C

(L80/B10)

### Fields of Application:

Retail

Education

Galleries hotels

Living spaces

### Installation Method:

Recessed.

Wattage(W)	:	24				
Finish	:	White(W)	Black(B)	Gray(G)	Customized	
Kelvin*	:	2700K	3000K	4000K	5000K	5700K
Beam Angle	:	18°	24°	36°		
CRI	:	90+	97+			
Driver	:	ON/OFF	0/1-10V	DALI	Phase Dimming	Casambi

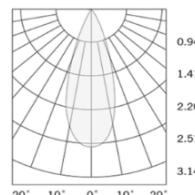
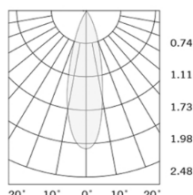
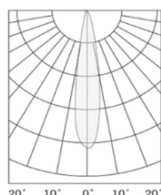
\*Special Color and Finish on request

### Product Code (96814524.20):

Wattage	Lumens(lm)	Dimension(Ø x H) mm	Cut Out (mm)
24	2400LM	145x120	120

\*Luminous lux value is calculated for 4000K CRI>90

### Photometric:



- Standards
- EN 60598-1
- EN 60598-2-2
- EN 60598-2-22
- EN 60598-3-2
- EN 60598-3-3

Order Code Ex: ~~96814524.20~~ 27K 18D 9 1 W

CCT	Beam Angle	CRI	Driver	Finish
27K - 2700K	18D - 18°	9->90	1 - ON/OFF	W-White
30K - 3000K	24D - 24°	9->97	2 - 0/1-10V	B-Black
40K - 4000K	36D - 36°		3 - DALI	G-Gray
50K - 5000K			4 - Phase Dimming	C-Customized&nbsp;
57K - 5700K			5 - Casambi	

Pluxb luminaires are developed with globally recognized and tested components suppliers, however as per international standards tolerance in initial flux and connected load is at ±5%. Unless stated otherwise, the values apply to an ambient temperature of 25°C