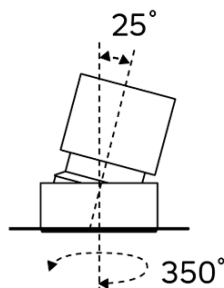
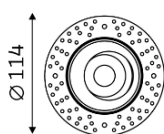


SILON



Suitable Accessories



Features:

SILON is a recessed Trimless adjustable downlight, it is professionally crafted from the finest aluminum and finished with a solvent-free powder coating to ensure long-lasting durability and resistance to wear. It features a customized anti-glare reflector that supports multiple beam angles, delivering exceptional flexibility in light distribution to meet diverse lighting design needs with its compact body and high-power output.

Its discreet design allows for seamless integration into any architectural setting, while its 25° tilt adjustment on both sides offers precise directional lighting, enabling focused illumination exactly where it is needed.

For enhanced customization, various CRI (Color Rendering Index) and CCT (Correlated Color Temperature) options are available upon request, allowing designers to create the perfect lighting atmosphere.

The product also available with a range of accessories, including a honeycomb louvre for superior glare control, linear spread glass for elongated light distribution, and clear glass for maximum output and clarity.

This combination of refined design, advanced optics.

Technical Specifications:

Input Voltage: 220- 240 V AC, 50/60Hz.

Wattage: 12-14W

Efficiency: 90lm/W

High efficiency, low flicker driver

3 STEP Mac Adam

Lamp Type: COB

Operating Temperature: -20°C to 45°C

Glow Wire Test 850° C

Warranty: 5 Years

Lifetime 50,000hrs at a 25°C(L90/B10)

Fields of Application:

- Retail
- Education
- Galleries hotels
- Living spaces
- Museums
- Restaurants
- Painting Exhibitions
- Theaters

Installation Method:

Recessed Adjustable

Wattage(W)	:	12	14			
Finish	:	White(W)	Black(B)			
Kelvin*	:	2700K	3000K	3500K	4000K	5700K
Beam Angle	:	18°	32°	42°	52°	
CRI	:	90+	95+			
Driver	:	ON/OFF	DALI	Phase Dimming	1-10V	

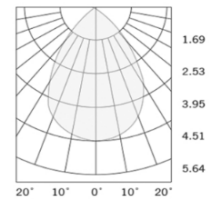
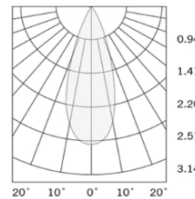
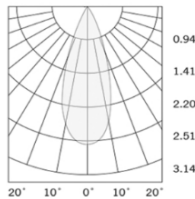
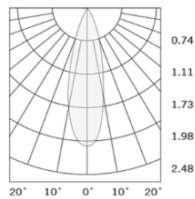
*Special Color and Finish on request

Product Code (96811414.20):

Wattage	Lumens(lm)	Dimension (ØxH) mm	Cut Out (mm)
12	1080LM	114x95	75
14	1260LM	114x95	75

*Luminous flux value is calculated for 4000K CRI>90, 3 STEP Mac Adam

Photometric:



Standards

EN 60598-1

EN 60598-2-2

EN 60598-2-22

EN 60598-3-2

EN 60598-3-3

Order Code Ex: 96811414.20 27K 18D 9 1 W

CCT	Beam Angle	CRI	Driver	Finish
27K - 2700K	18D - 18°	9-	1 - ON/OFF	W-
30K - 3000K	32D - 32°	>90	2 - DALI	White
35K - 3500K	42D - 42°	9-	3 - Phase	B-Black
40K - 4000K	52D - 52°	>95	Dimming	
57K - 5700K			4 - 1-10V	

Pluxb luminaires are developed with globally recognized and tested components suppliers, however as per international standards tolerance in initial flux and connected load is at $\pm 5\%$. Unless stated otherwise, the values apply to an ambient temperature of 25°C