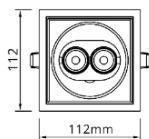
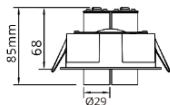
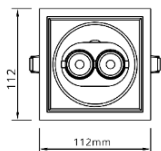
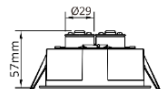


SATURN



Features:

SATURN is a Double Downlight has a sleek and versatile recessed lighting. It features two adjustable lamp heads, each capable of tilting up to 30° and rotating 355°, allowing precise directional lighting. Crafted with a robust Die-cast Aluminum Body, it ensures durability and effective heat dissipation, contributing to a longer lifespan for the fixture. For enhanced light quality and reduced glare, the downlight is equipped with a Honeycomb Grille and a Spread Lens, ensuring uniform and comfortable illumination.

Technical Specifications:

Input Voltage: 220- 240 V AC, 50 Hz.
 Wattage: 2x6W - 2x8W
 High Lumen: 90lm/w
 3 STEP Mac Adam
 High efficiency, low flicker driver
 Lamp Type: COB
 Operating Temperature: -20°C to 45°C
 Glow Wire Test 850° C
 Warranty: 5 Years
 Life Time: 50,000hrs at 25°C (L80/B10).

Fields of Application:

Retail
 Galleries hotels
 Living spaces
 Conference rooms
 Counters
 Restaurants

Installation Method:

Recessed Adjustable

Wattage(W)	:	2x6	2x8			
Finish	:	White(W)				
Kelvin*	:	2700K	3000K	3500K	4000K	5000K 5700K
Beam Angle	:	18°	24°	36°	60°	
CRI	:	90+				
Driver	:	ON/OFF	0/1-10V	DALI	Phase Dimming	

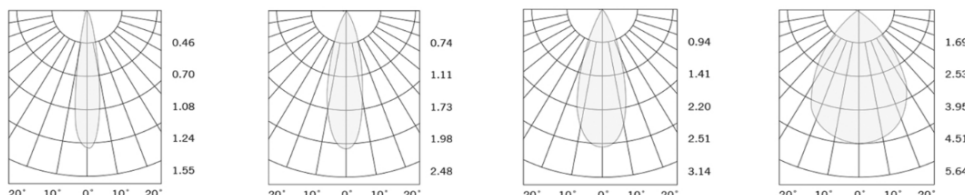
*Special Color & Finish on request

Product Code (96811208.60):

Wattage	Lumens(lm)	Dimension(LxWxH) mm	Cut Out (mm)
2x6W	1080LM	112x112x57	100x100
2x8W	1440LM	112x112x85	100x100

*Luminous flux value is calculated for 4000K CRI>80

Photometric:



Pluxb luminaires are developed with globally recognized and tested components suppliers, however as per international standards tolerance in initial flux and connected load is at ±5%. Unless stated otherwise, the values apply to an ambient temperature of 25°C

Standards

EN 60598-1

EN 60598-2-2

EN 60598-2-22

EN 60598-3-2

EN 60598-3-3

Order Code Ex: 96811208.60 27K 18D 9 1 W

CCT	Beam Angle	CRI	Driver	Finish
27K - 2700K	18D - 18°	9->90	1 - ON/OFF	W-White
30K - 3000K	24D - 24°		2 - 0/1-10V	
35K - 3500K	36D - 36°		3 - DALI	
40K - 4000K	60D - 60°		4 - Phase Dimming	
50K - 5000K				
57K - 5700K				

Pluxb luminaires are developed with globally recognized and tested components suppliers, however as per international standards tolerance in initial flux and connected load is at $\pm 5\%$. Unless stated otherwise, the values apply to an ambient temperature of 25°C