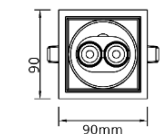
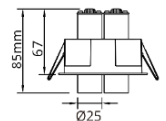
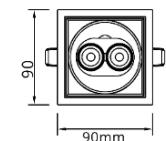
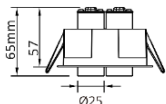


## SATURN



### Features:

SATURN is a Double Downlight has a sleek and versatile recessed lighting.

It features two adjustable lamp heads, each capable of tilting up to 30° and rotating 355°, allowing precise directional lighting.

Crafted with a robust Die-cast Aluminum Body, it ensures durability and effective heat dissipation, contributing to a longer lifespan for the fixture.

For enhanced light quality and reduced glare, the downlight is equipped with a Honeycomb Grille and a Spread Lens, ensuring uniform and comfortable illumination.

### Technical Specifications:

Input Voltage: 220- 240 V AC, 50 Hz.

Wattage: 2x4W - 2x6W

High Lumen: 90lm/w

3 STEP Mac Adam

High efficiency, low flicker driver

Lamp Type: COB

Operating Temperature: -20°C to 45°C

Glow Wire Test 850° C

Warranty: 5 Years

Life Time: 50,000hrs at 25°C (L80/B10).

### Fields of Application:

Retail

Galleries hotels

Living spaces

Conference rooms

Counters

Restaurants

### Installation Method:

Recessed Adjustable

Wattage(W)	:	2x4	2x6				
Finish	:	White(W)					
Kelvin*	:	2700K	3000K	3500K	4000K	5000K	5700K
Beam Angle	:	24°	36°	50°			
CRI	:	90+					
Driver	:	ON/OFF	0/1-10V	DALI	Phase Dimming		

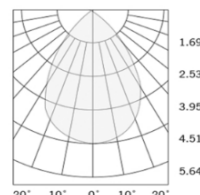
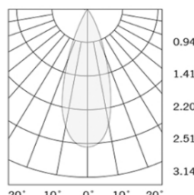
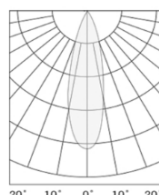
\*Special Color & Finish on request

### Product Code (96809006.60):

Wattage	Lumens(lm)	Dimension(LxWxH)m	Cut Out (mm)
2x4W	720LM	90x90x65	80x80
2x6W	1080LM	90x90x85	80x80

\*Luminous flux value is calculated for 4000K CRI>80

### Photometric:



- Standards
- EN 60598-1
- EN 60598-2-2
- EN 60598-2-22
- EN 60598-3-2
- EN 60598-3-3

Order Code Ex: 96809006.60 27K 24D 9 1 W

CCT	Beam Angle	CRI	Driver	Finish
27K - 2700K	24D - 24°	9->90	1 - ON/OFF	W-White
30K - 3000K	36D - 36°		2 - 0/1-10V	
35K - 3500K	50D - 50°		3 - DALI	
40K - 4000K			4 - Phase Dimming	
50K - 5000K				
57K - 5700K				

Pluxb luminaires are developed with globally recognized and tested components suppliers, however as per international standards tolerance in initial flux and connected load is at ±5%. Unless stated otherwise, the values apply to an ambient temperature of 25°C