

## RISE



### Features:

RISE highbay is constructed using aluminium Die-cast body design ensuring low LED junction temperature. Lightweight, impact resistant fixture is designed for easy and safe installation. Die-casting technology by ADC12, excellent thermal management, reduce the temperature difference and ensure the lumen depreciation. Multiple mounting options for a variety of applications, Pendant, loop. High strength polycarbonate lens, achieve IK 08, Anti-UV, transmittance > 94%. Top brand LED chip and driver, ensure the product quality and lifetime. Emergency and Sensor available on request.

### Technical Specifications:

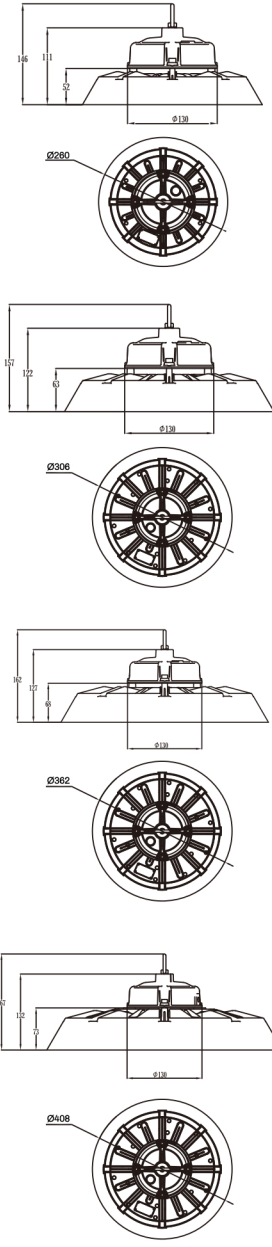
Input Voltage: 100-277V AC, 50 Hz.  
 Wattage: 100-300W  
 High Lumen: 150lm/W  
 3 STEP Mac Adam  
 High efficiency, low flicker driver  
 Lamp Type: OSRAM  
 Operating Temperature: -35°C to 55°C  
 Warranty: 5 Years  
 Life Time: 50,000hrs at ta 35°C (L80/B10)

### Fields of Application :

Airport  
 Parking Lot  
 Supermarket  
 Indoors Stadium  
 Logistics Center  
 Warehouse & Workshop  
 Highway Toll Station etc.

### Installation Method :

Suspended



Wattage(W)	:	100	150	200	240	300
Finish	:	Black(B)				
Kelvin*	:	3000K	4000K	5000K	5700K	6500K
Beam Angle	:	60°	90°	120°		
CRI	:	80+				
Driver	:	ON/OFF	0/1-10V	DALI		

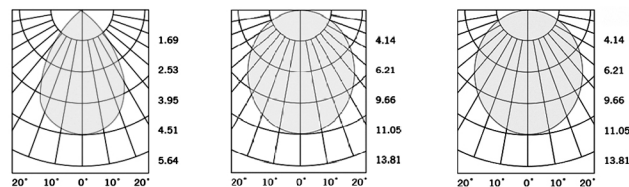
\*Special Color & Finish on request

### Product Code (969408300):

Wattage	Lumens(lm)	Dimension(ØxH) mm
100	15,000LM	260x111
150	22,500LM	306x122
200	30,000LM	362x127
240	36,000LM	362x127
300	45,000LM	408x132

\*Luminous flux value is calculated for 4000K CRI>80

### Photometric:



### Standards

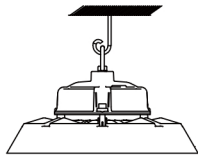
- EN 60598-1
- EN 60598-2-2
- EN 60598-2-22
- EN 60598-3-2

Order Code Ex : 969408300 30K 60D 8 1 B

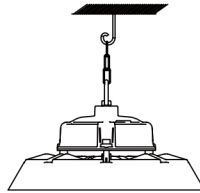
CCT	Beam Angle	CRI	Driver	Finish
30K-3000K	60D-60°	8->80	1 - ON/OFF	Black(B)
40K-4000K	90D-90°		2 - 0/1-10V	
50K-5000K	120D-120°		3 - DALI	
57K-5700K				
65K-6500K				

Pluxb luminaires are developed with globally recognized and tested components suppliers, however as per international standards tolerance in initial flux and connected load is at ±5%. Unless stated otherwise, the values apply to an ambient temperature of 25°C

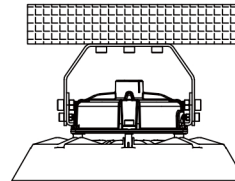
# INSTALLATION



Hook Mount



Chain Mount



Suspended Mount

# ACCESSORIES



Alu Reflector



U Bracket



Emergency kits



Safety Steel rope



Pipe Mount: 3/4 nut  
with M10

Pluxb luminaires are developed with globally recognized and tested components suppliers, however as per international standards tolerance in initial flux and connected load is at  $\pm 5\%$ . Unless stated otherwise, the values apply to an ambient temperature of 25°C