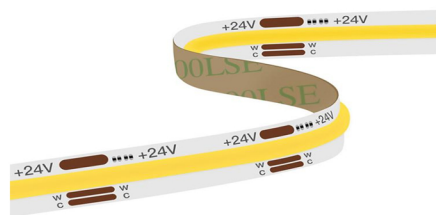


RIBBON TUNABLE



Features :

RIBBON TUNABLE strip light equipped with high-lumen COB LEDs, that allows you to adjust both the brightness and color temperature. Our strip light provides brilliant illumination while consuming minimal power. Perfect for both residential and commercial applications, this LED strip light delivers high-quality lighting with energy efficiency. 100,000 Switching cycles. Bending Diameter Ø60mm. Control mode : DALI DT8, DMX.

Technical Details :

Power : 14W/M
Voltage : DC24V
CRI > 90
Led Qty : 608LEDs/M
Cutting length: 26.32mm
Length/Reel : 5M
Working Temperature : -20~45°C
Storage Temperature : -30~80°C
Voltage Range : 23 ~25V dc
Reverse Voltage : 25V dc
Warranty : 5 years

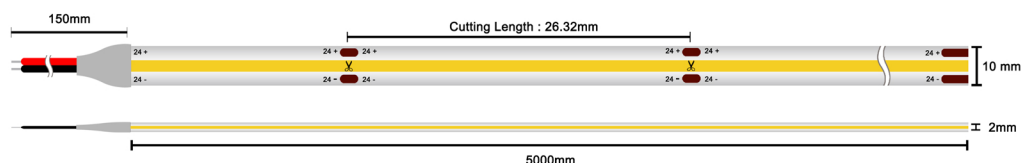
Fields Of Application :

Retail
Desk Light
Living spaces
Galleries hotels
Reception areas
Stairway Lighting
Home/Office Light
Commercial Interior

Product Chart :

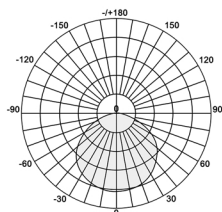
Product Code	Rg	Max. Power (W/M)	CCT	Luminous Flux
840021408	96	14	2700K-6000K	840 - 980

Dimension :



PCB Width : 10mm
Strip Width : 10mm
Strip Height : 2mm

Photometric :



Standards :

EN 60598-1
EN 60598-2-2
EN 60598-2-22
EN 60598-3-2

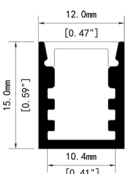
Order Code Ex : 840021408
Product Code
840021408
27-60
CCT
| 27-60 : 2700K-6000K

Pluxb luminaires are developed with globally recognized and tested components suppliers, however as per international standards tolerance in initial flux and connected load is at ±5%. Unless stated otherwise, the values apply to an ambient temperature of 25°C

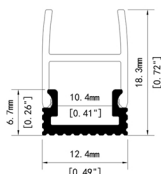
ALUMINUM PROFILE LIST

Housing : Extruded aluminium profile with opal PC diffuser and SS clips

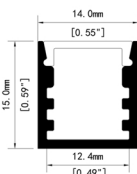
Surface Mounted Profile :



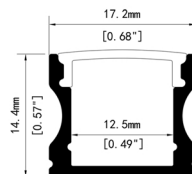
Code : 1215S



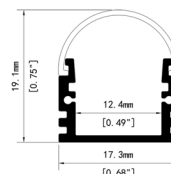
Code : 1218S



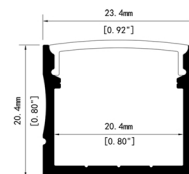
Code : 1415S



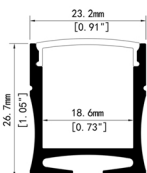
Code : 1714S



Code : 1719S

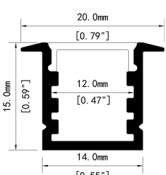


Code : 2320S

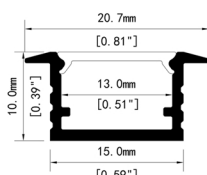


Code : 2327S

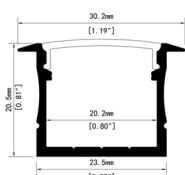
Recessed Mounted Profile :



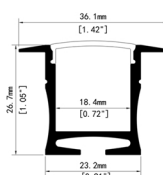
Code : 1415R



Code : 1510R

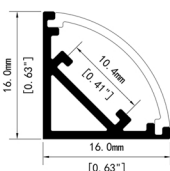


Code : 2320R

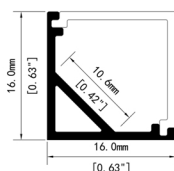


Code : 2327R

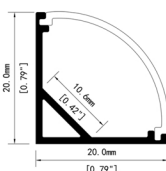
Angular Mounted Profile :



Code : 1616AR

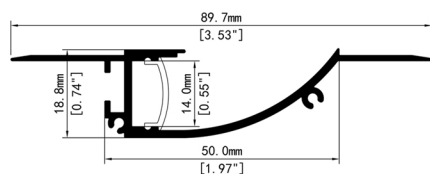


Code : 1616AS



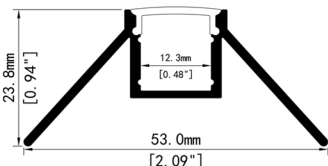
Code : 2020AR

Staircase Profile :

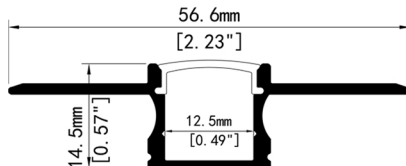


Code : 9018

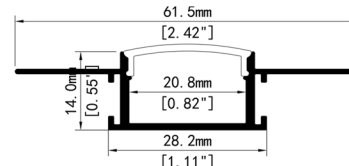
Trimless Profile :



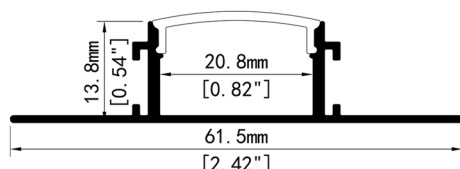
Code : 5324T



Code : 5715T



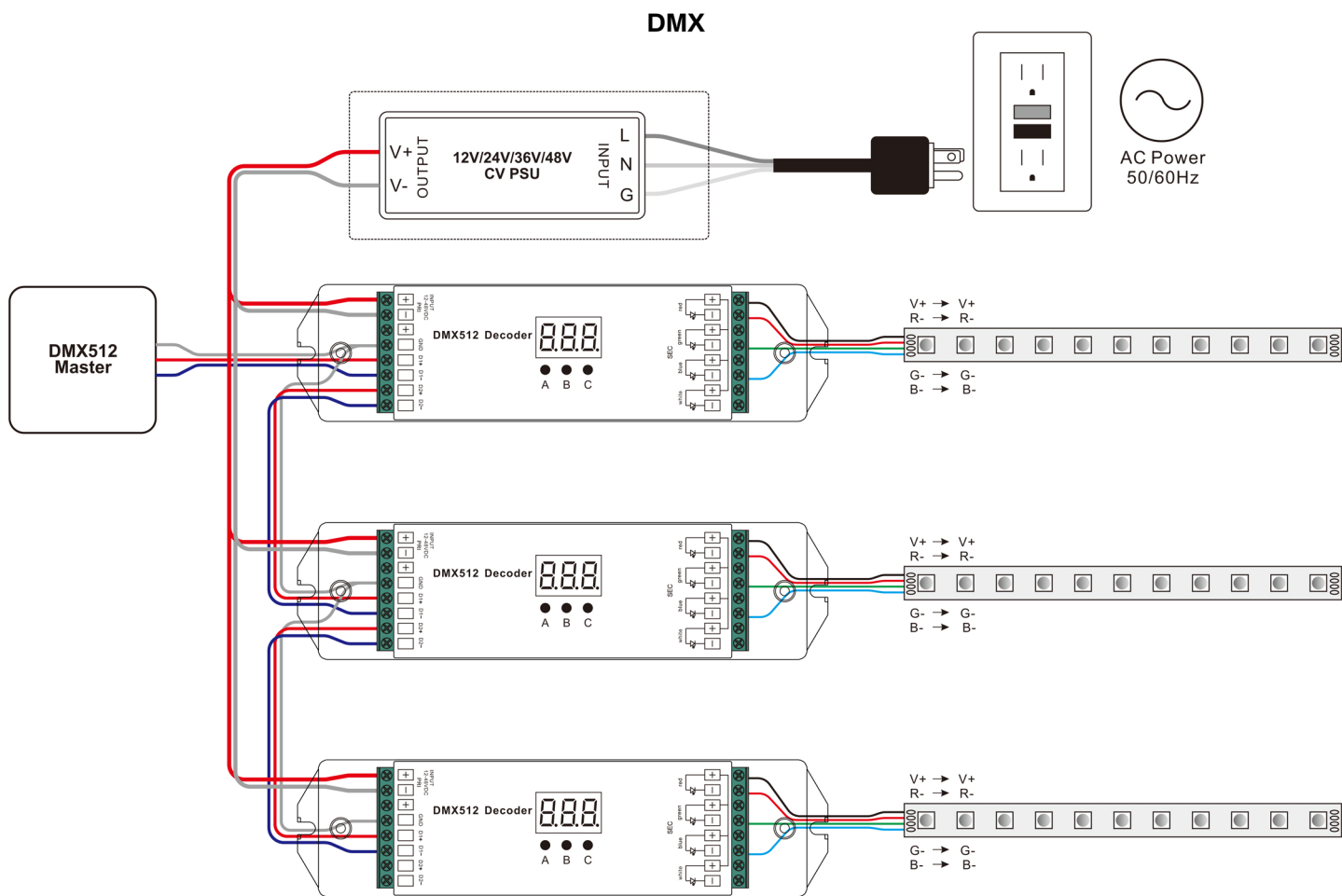
Code : 6214T



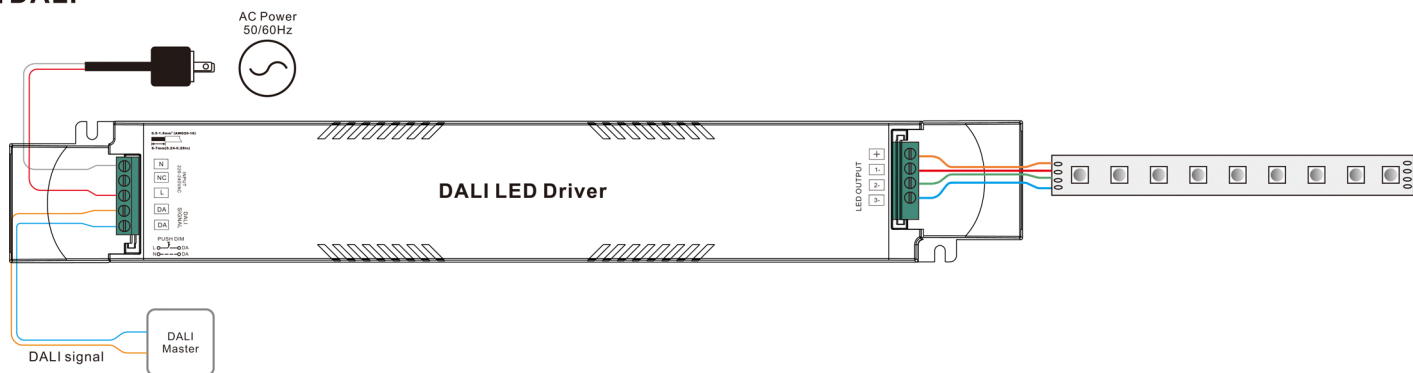
Code : 6214T

Pluxb luminaires are developed with globally recognized and tested components suppliers, however as per international standards tolerance in initial flux and connected load is at $\pm 5\%$. Unless stated otherwise, the values apply to an ambient temperature of 25°C

WIRING DIAGRAM



1. DALI






2. With Push Dim




COB Led strip 10mm CCT / Tunable color





Connector :

► **Hippo-M MINI (IP20)**: No soldering needed, operation can be done by normal clamp.
(Sold Separately)

Product Code	Type	Image
SRIB10-3P-SS	Strip to Strip Joint	
SRIB10-3P-SP22G150	Strip to Power	
SRIB10-3P-SB22G150	Strip to Strip Bridge	




► **Beetle Clip Invisible (IP20)**: No soldering needed, 1 connector for 8 types use.
(Sold Separately)



Product Code	Type	Image
CRIB10-3P-L2	L Shape	
CRIB10-3P	Strip to Strip Joint	
CRIB10-3P-SP20G150	Strip to Power	
CRIB10-3P-SB20G150	Strip to Strip Bridge	



Pluxb luminaires are developed with globally recognized and tested components suppliers, however as per international standards tolerance in initial flux and connected load is at $\pm 5\%$. Unless stated otherwise, the values apply to an ambient temperature of 25°C

- **Pluggable Wire Joints** : No soldering needed, operation can be done by normal clamp.
(Sold Separately)


Product Code	Types	Workable Plugs	Image
PDB-12	1 split 2 way	PWJ-I-2	
PDB-13	1 split 3 way	PWJ-I-2	
PDB-14	1 split 4 way	PWJ-I-2	

Devices :

- **Dimmable Touch Switch Module** : Sensor
(Sold Separately)

Product Code	Description	Image
TSM10-K1	Module with tape only 1PC/Pack in a Single Foam Holder1 Kit / box	
TSM10-20G150-K3	1 PC Module with 150mm input wire soldered 1 PC 8mm board to board connector 1 PC back tape 1 Kit / box	

- **Smart LED Controller (Bluetooth Module)** : Easily work with our 2~6 pins LED strip connector, remote control via internet.
(Sold Separately)

Product Code	Light Color	Out Channel	Image
BM-CCT-3P	CCT / Tunable	3 Pins	

Pluxb luminaires are developed with globally recognized and tested components suppliers, however as per international standards tolerance in initial flux and connected load is at $\pm 5\%$. Unless stated otherwise, the values apply to an ambient temperature of 25°C

Strip Light Assembly and Safety Information :

Installation must be carried out under observation of the relevant regulations and standards. The LED modules are designed for operation within a casing or luminaire. Installation must be carried out in a voltage-free state (i.e. disconnection from the mains).

The following advice must be observed; non-observance can result in the destruction of the LED assembly modules, fire and/or other hazards.

- The LEDLine Flex COB must be operated with a constant-voltage (CV) LED converter.
- Operation only with power supply units that feature the following protection:
 - Short-circuit protection
 - Overload protection
 - Overheating protection
 - SELV (Safety Extra Low Voltage)
- It is imperative to pay attention to the correct polarity when connecting to the LED driver. Wrong polarity may destroy the strip.
- The maximum output of the power supply must be observed.
- Exceeding the max. operating voltage leads to an overload on the LED module. This may result in a reduction of service life or even destroy the LED module.
- The maximum recommended length of a single unit to be driven in series is 5 meters (one complete reel) to ensure consistent output along the complete length. It is possible to increase the total length driven from a single driver by adding additional lengths connected in parallel.
- LED modules and all PCB components must not be subjected to any undue mechanical stress.
- The LEDLine Flex modules must not be operated in rolled-up conditions.
- The circuit path must not be damaged or interrupted.
- During installation the bending radius must not fall below 60 mm. On sharp edges the LEDLine Flex COB IP67 may only be bent at a position where no electronic components or solder parts are mounted. The module can be damaged if it is bent in a crosswise or twisted direction (prevent shear or pull-off forces).
- LEDLine Flex modules are suitable only for mounting on rigid and solid surfaces. The module must not be mounted on flexible substrates as the LED module would be damaged when the substrate bends.
- LEDLine Flex IP67 modules must be installed, handled and bent at a module temperature of between 10 °C to 50 °C.
- Do not use the IP67 LEDLine Flex module in the following environments:
 - Locations containing corrosive inflammable or oxidizing gases such as Cl, H₂S, NH₃, SO₂, NO_x, sulfur, etc.
 - Direct exposure to salt water or organic solvents
 - Exposure to direct sunlight
 - Highly airtight locations
 - Locations subjected to the effects of electric or magnetic fields, intense (continuous) vibration or shock.

Pluxb luminaires are developed with globally recognized and tested components suppliers, however as per international standards tolerance in initial flux and connected load is at $\pm 5\%$. Unless stated otherwise, the values apply to an ambient temperature of 25°C

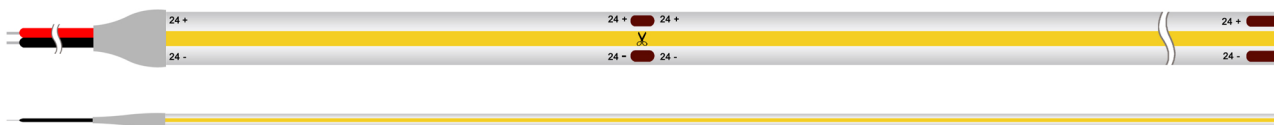
Some Important Highlight points :

- ▶ IP20 : Do not press the surface of LED, Pay attention to damp -proof and dustproof.
- ▶ IP65 : Do not use in strong water waves environment, Can be applied to rainy environment.
- ▶ IP67 : Resist strong water waves impact, Do not apply to underwater environment for a long time.
- ▶ IP68 : Can apply to underwater do not deeper than 1m, No direct sunlight.

- Do not tie a knot.
- Do not winding.
- Do not twist.
- Do not cut when it is working,
- Recommended the continuous working time do not exceed 12 hours daily.
- Operating temperature : 20°C~+50°C
- Storage temperature : 0°C~+60°C
- Operated by professionals.
- Pay attention to the application environment.
- IP Level will change after cutting.
- Do not pull and crash.
- Power supply must be connected to ground (GND)
- The minimum bending diameter 60mm
- Power supply retain > 20%
- Note the positive and negative poles.

- ▶ For cutting LED strip operation, it is necessary to use the standard accessories e.g. DC wire, end-cap, front-cap, adhesive, etc.), and according to the correct cutting and connecting method for the installation.

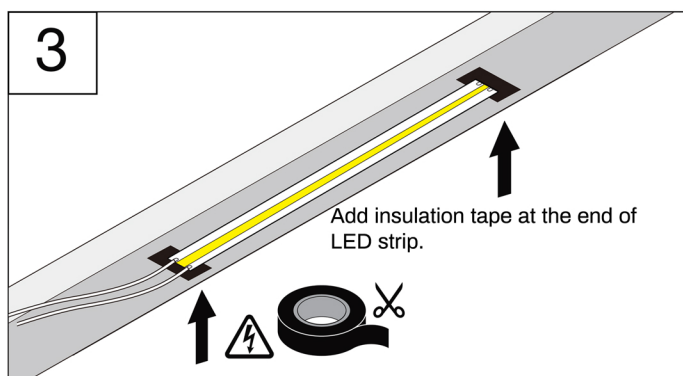
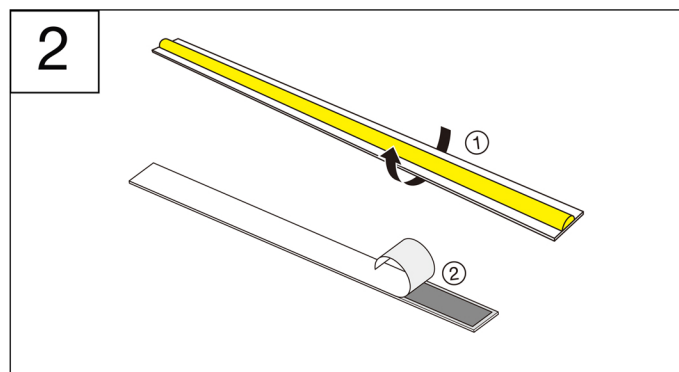
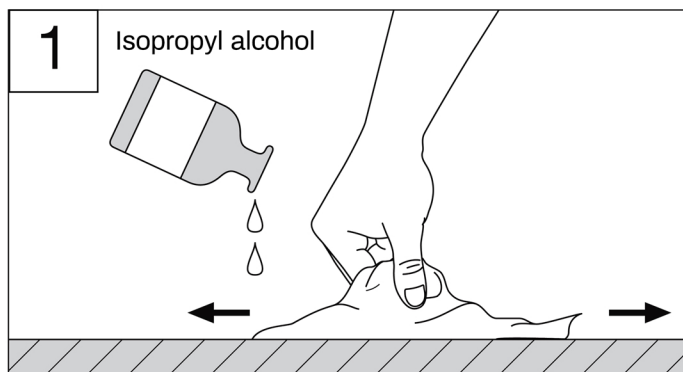
Installation Manual For strip light



Safety Information

- Wear anti-static wristbands with earthing terminal or anti-static gloves to handle the products.
- The LED module itself and all its components may not be mechanically stressed.
- Care should be taken to avoid damage to the conducting paths on the circuit board of the LED strip during assembly.
- Do not connect or disconnect the LED strip when the circuit is powered.
- Do not connect the LED strip to the power supply while it is in the packing.
- Please read the installation guide carefully for detailed installation planning.

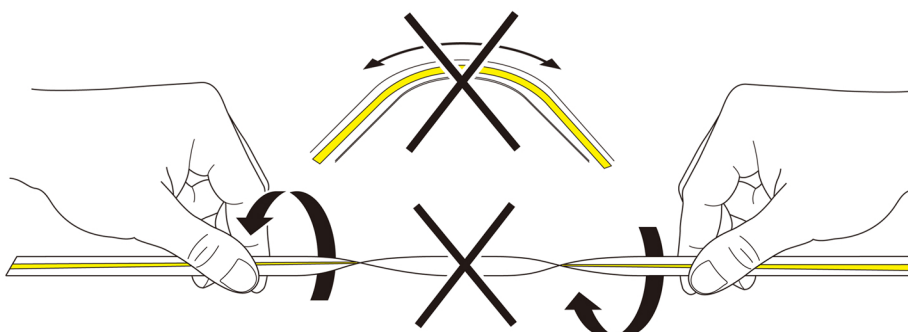
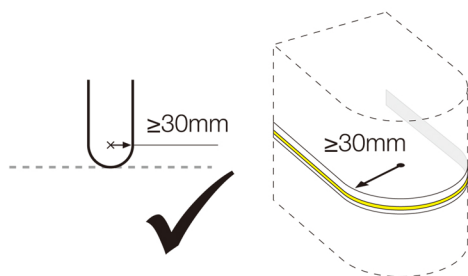
Mounting on surface



Do's and Don'ts

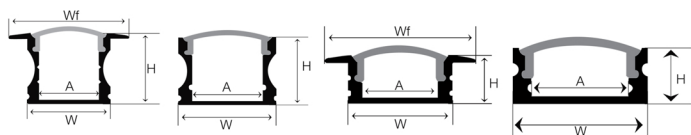
Minimum Bending Radius

Do not twist

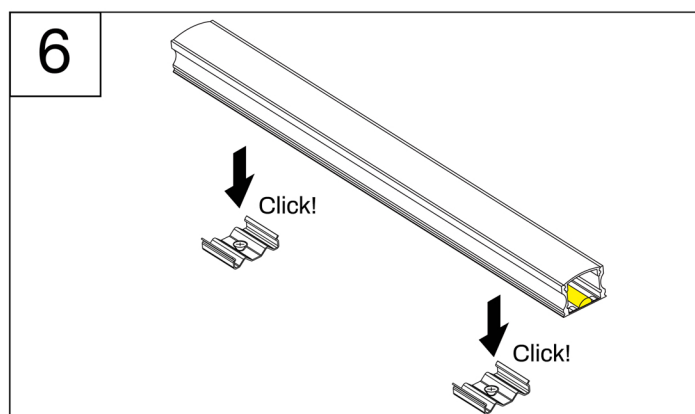
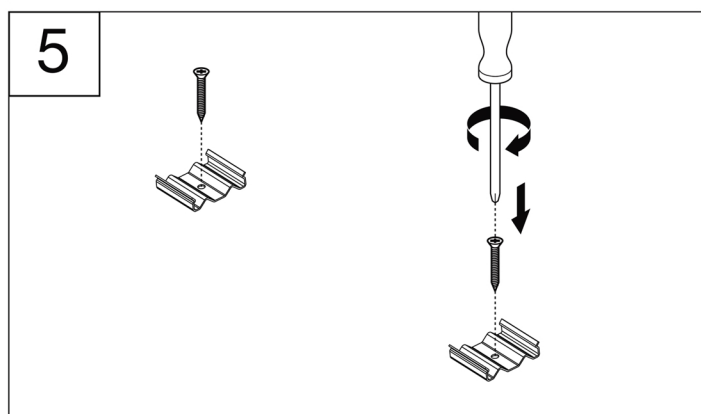
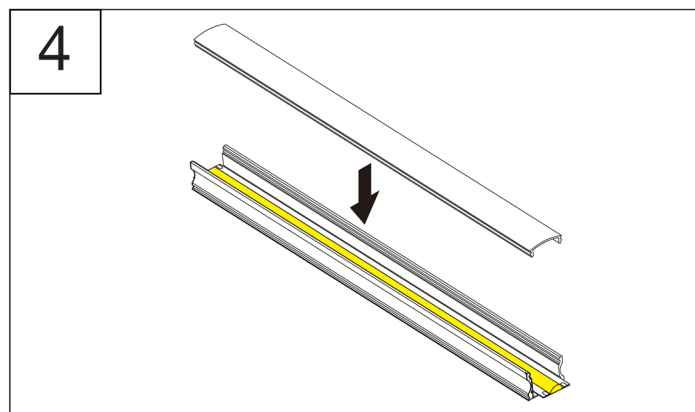
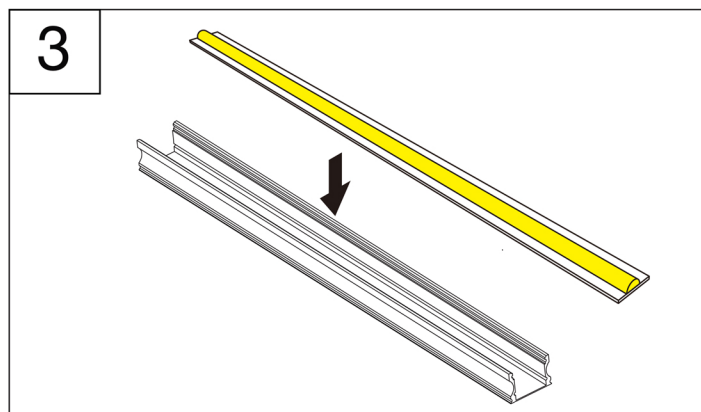
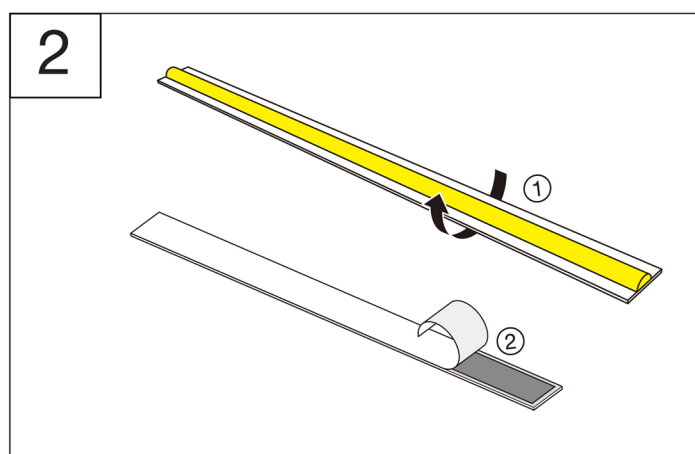
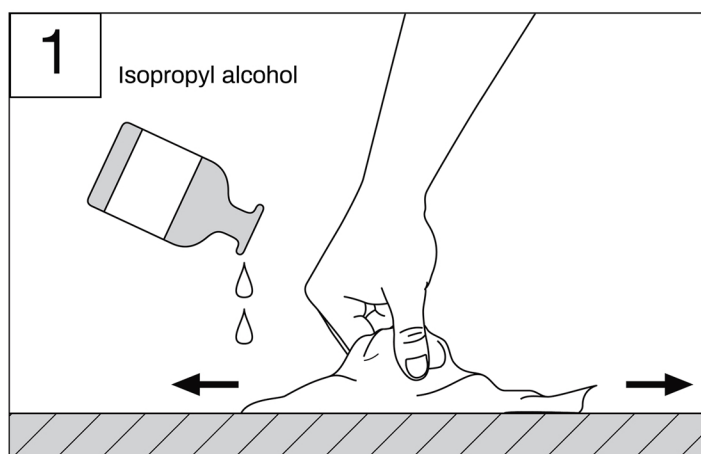
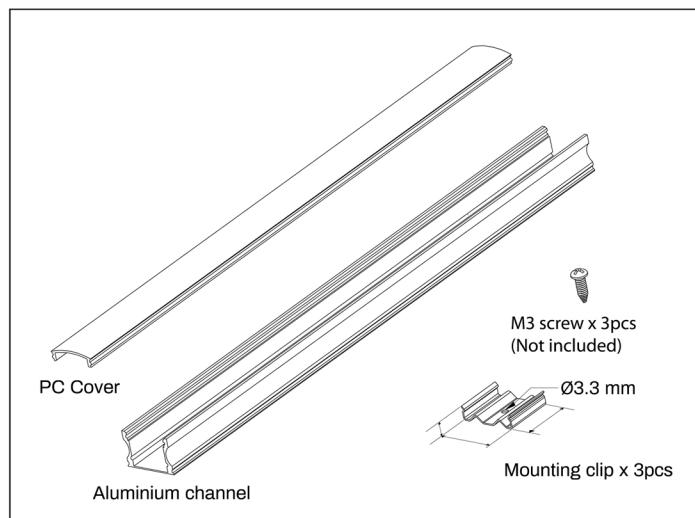


Pluxb luminaires are developed with globally recognized and tested components suppliers, however as per international standards tolerance in initial flux and connected load is at $\pm 5\%$. Unless stated otherwise, the values apply to an ambient temperature of 25°C

Mounting on U-channel

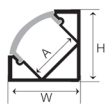


U-channel for Indoor

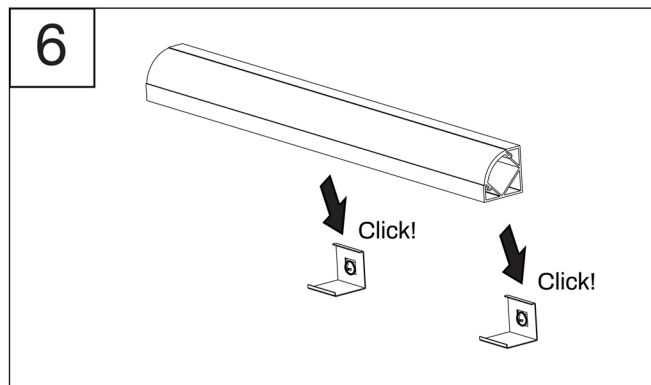
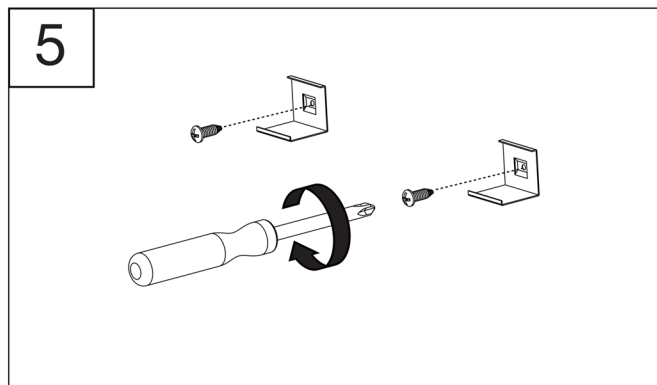
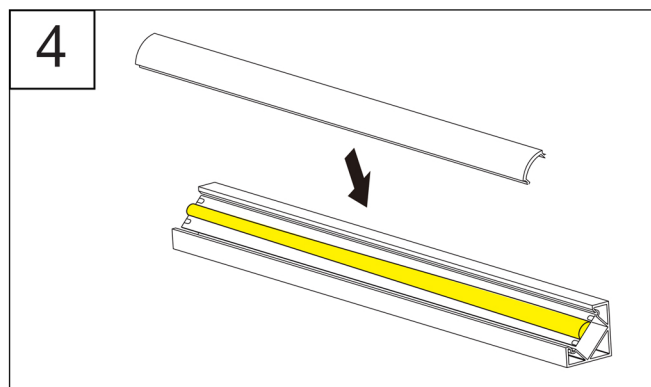
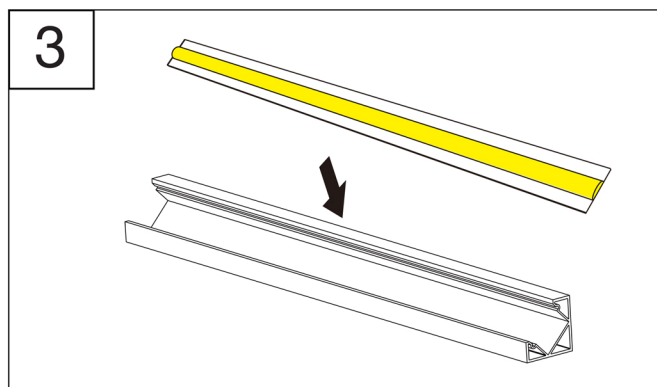
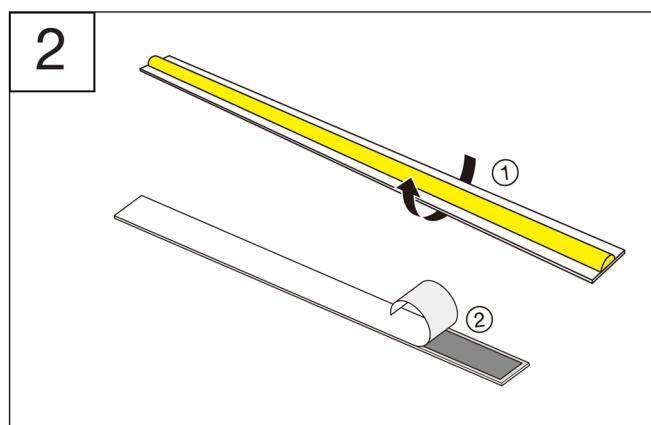
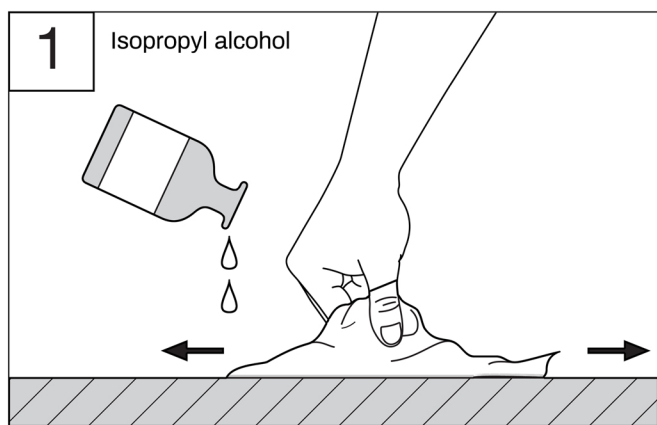
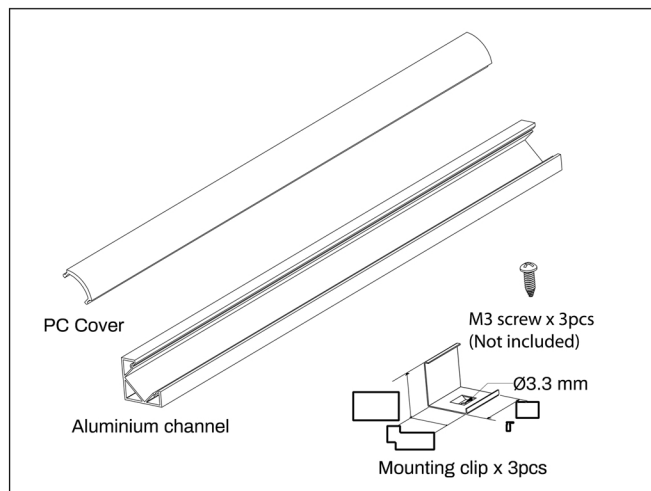


Pluxb luminaires are developed with globally recognized and tested components suppliers, however as per international standards tolerance in initial flux and connected load is at $\pm 5\%$. Unless stated otherwise, the values apply to an ambient temperature of 25°C

Mounting on V-channel



V-channel for Indoor



Pluxb luminaires are developed with globally recognized and tested components suppliers, however as per international standards tolerance in initial flux and connected load is at $\pm 5\%$. Unless stated otherwise, the values apply to an ambient temperature of 25°C