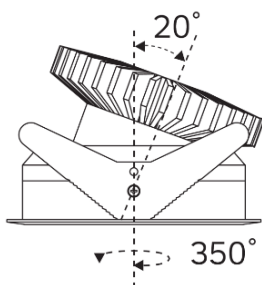
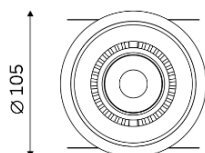
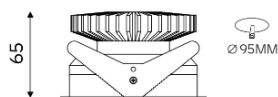


## QUINA



### Features:

QUINA is a recessed adjustable downlight is designed with a durable aluminum body and high-performance PC optical lens, making it suitable for both functional and decorative lighting applications.

Beam Angle available in narrow, medium, and wide beam angles to provide flexibility in light distribution depending on the project requirements.

Greater angle adjustment (up to 20° unidirectional), and at the same time with horizontal adjustment.

Anti-glare, Deep Anti-glare (Cut-off Angle 30D), Ultra-narrow Angle accessories.

The product also available with a range of accessories, including a honeycomb louvre for reduces glare and provides a softer visual comfort, linear spread glass for elongated light distribution, and clear glass for maximum output and clarity, Wall Washer for distributes light evenly across vertical surfaces for architectural emphasis, Zoom Lens – allows adjustable beam angles for flexible lighting effects.

This combination of refined design, advanced optics.

### Technical Specifications:

Input Voltage: 220- 240 V AC, 50/60Hz.

Wattage: 5-7W

Efficiency: 130lm/W

High efficiency, low flicker driver

3 STEP Mac Adam

Lamp Type: COB

Operating Temperature: -20°C to 45°C

Glow Wire Test 850° C

Warranty: 5 Years

Lifetime 50,000hrs at a 25°C(L90/B10)

### Fields of Application:

Retail

Education

Galleries hotels

Living spaces

Museums

Restaurants

Painting Exhibitions

Theaters


### Installation Method:

Recessed Adjustable

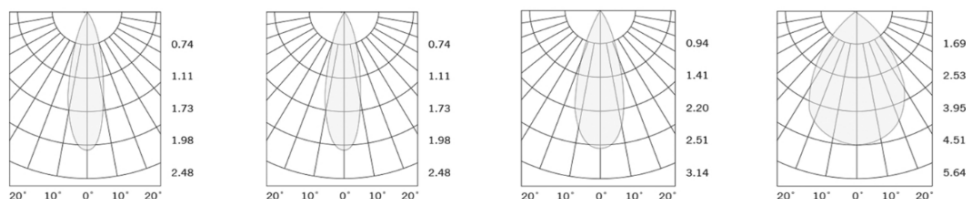
Wattage(W)	:	10	12	15		
Finish	:	White(W)	Black(B)			
Kelvin*	:	2700K	3000K	3500K	4000K	5700K
Beam Angle	:	20°	24°	36°	43°	50°
CRI	:	90+				
Driver	:	ON/OFF	DALI	Phase Dimming	1-10V	

\*Special Color and Finish on request

### Product Code (96810515.50):

Wattage	Lumens(lm)	Dimension (ØxH) mm	Cut Out  (mm)
10	1300LM	105x65	95
12	1560LM	105x65	95
15	1950LM	105x65	95

\*Luminous flux value is calculated for 4000K CRI>90, 3 STEP Mac Adam



## Standards

EN 60598-1

EN 60598-2-2

EN 60598-2-22

EN 60598-3-2

EN 60598-3-3

Order Code Ex: 96810515.50 27K 20D 9 1 W

CCT	Beam Angle	CRI	Driver	Finish
27K - 2700K	20D - 20°	9-	1 - ON/OFF	W-
30K - 3000K	24D - 24°	>90	2 - DALI	White
35K - 3500K	36D - 36°		3 - Phase	B-Black
	43D - 43°		Dimming	
40K - 4000K	50D - 50°		4 - 1-10V	
57K - 5700K				

Pluxb luminaires are developed with globally recognized and tested components suppliers, however as per international standards tolerance in initial flux and connected load is at  $\pm 5\%$ . Unless stated otherwise, the values apply to an ambient temperature of 25°C