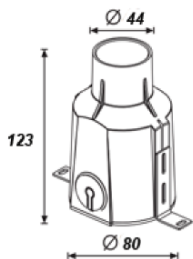
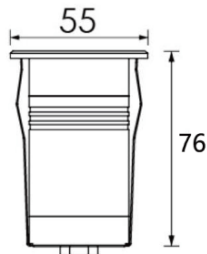


OPTIC'2H



Description:

OPTIC'2H is a two directional Inground side light typically features durable, weather-resistant housings suitable for outdoor use. Excellent heat dissipation.

It includes features such as corrosion resistance, dustproof, anodized and polished, sand blasted, not easy to rust and fade. IK10 indicates they are highly resistant to impacts, equivalent to a high mass dropped from a height.

Toughened surface, with high hardness, not easy to break.

It comes with different CCT, RGB LED sources and various beam angles this family is a perfect solution to the requirement.

It has very wide application like For landscape lighting, garden lighting, horticultural engineering design, public fountain square Lighting.

Product Specifications:

Front cover : Stainless steel 316 / Aluminum
Housing : Die cast Aluminum grey
Glass : PC Shade
Gasket: Molding shaped silicone seal
Lens/Reflector : Optical lens (efficiency>90%)
Power Cable: 0.5 mt. power cable included
Driver : High efficiency, low flicker driver
Installation Type: Inground
Adjustable: No

Technical Specifications:

Wattage: 2 - 3W
Voltage: DC24V / 220-240VAC
Frequency: 50-60Hz
Light Source: OSRAM/EPISTAR/CREE
Lumen: 100lm/W
Mac Adam: 3 Step
Safety Class: III / II
Working Temperature:-20°C to 55°C
Life Time: 50,000hrs (L80/B10) at 35°C
Warranty: 5 Years

Parameter:

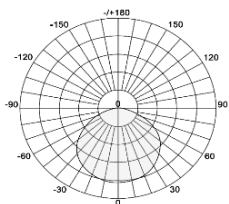
Wattage(W)	:	2W / 3W
Finish	:	Stainless Steel 316 SUS (SS)
Kelvin*	:	2700K/ 3000K / 4000K / 6000K / R / G / B
Beam Angle	:	120°
CRI	:	80
Control Mode	:	ON/OFF / DALI / 0 / 1-10V / Phase Cut

Order Code:

Product Code	Wattage	CCT	Voltage	Beam Angle	Finish	Control Mode
544045	02-2W(1x2W)	27-2700K	D-24VDC	120-120°	SS-Stainless Steel 316	1-ON/OFF
	03-3W(1x3W)	30-3000K				2-DALI
		40-4000K				3-0/1-10V
		60-6000K				4-Phase cut
		94 - R				
		95 - G				
		96 - B				

Ex: Order Code: 5440450227D'120SS1

Photometric:



Standards :

EN 60598-1

EN 60598-2-2

EN 60598-3-2

EN 60598-3-3

Pluxb luminaires are developed with globally recognized and tested components suppliers, however as per international standards tolerance in initial flux and connected load is at $\pm 5\%$. Unless stated otherwise, the values apply to an ambient temperature of 25°C

Product Code	Wattage	CCT	Voltage	Beam Angle	Finish	Control Mode
544045	02-2W(1x2W)	27-2700K	A-220-240VAC	120-120°	SS-Stainless Steel 316	1-ON/OFF
		30-3000K				2-DALI
		40-4000K				3-0/1-10V
		60-6000K				4-Phase cut

Ex: Order Code: 5440450227A'120SS1

Pluxb luminaires are developed with globally recognized and tested components suppliers, however as per international standards tolerance in initial flux and connected load is at $\pm 5\%$. Unless stated otherwise, the values apply to an ambient temperature of 25°C