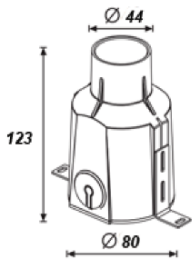
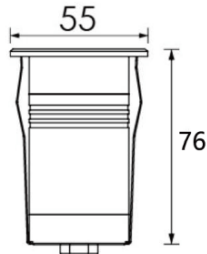


## OPTIC'1H



### Description:

OPTIC'1H is Inground side light typically feature durable, weather-resistant housings suitable for outdoor use. Excellent heat dissipation.

It include features such as corrosion resistance , dustproof, anodized and polished, sand blasted, not easy to rust and fade. IK10 indicates they are highly resistant to impacts, equivalent to a high mass dropped from a height.

Toughened surface, with high hardness, not easy to break.

It comes with different CCT , R/G/B LED sources and various beam angles this family is a perfect solution to the requirement.

It has very wide application like For landscape lighting, garden lighting, horticultural engineering design, public fountain square Lighting.

### Product Specifications:

Front cover : Stainless steel 316 SUS  
 Housing : Die cast Aluminum grey  
 Glass : PC Shade  
 Gasket: Molding shaped silicone seal  
 Lens/Reflector : Optical lens (efficiency>90%)  
 Power Cable: 0.5 mt. power cable included  
 Driver : High efficiency, low flicker driver  
 Installation Type: Inground  
 Adjustable: No

### Technical Specifications:

Wattage: 2 - 3W  
 Voltage: DC24V / 220-240VAC  
 Frequency: 50-60Hz  
 Light Source: OSRAM/EPISTAR/CREE  
 Lumen: 100lm/W  
 Mac Adam: 3 Step  
 Safety Class: III / II  
 Working Temperature:-20°C to 55°C  
 Life Time: 50,000hrs (L80/B10) at 35°C  
 Warranty: 5 Years

### Parameter:

Wattage(W)	:	2W / 3W
Finish	:	Stainless Steel 316 SUS (SS)
Kelvin*	:	2700K/ 3000K / 4000K / 6000K / RGB
Beam Angle	:	120°
CRI	:	80
Control Mode	:	ON/OFF / DALI / 0 / 1-10V / Phase Cut

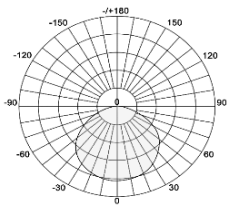
### Order Code:

Product Code	Wattage	CCT	Voltage	Beam Angle	Finish	Control Mode
544044	02-2W(1x2W)	27-2700K	D-24VDC	120-120°	SS-Stainless Steel 316	1-ON/OFF
	03-3W(1x3W)	30-3000K				2-DALI
		40-4000K				3-0/1-10V
		60-6000K				4-Phase cut
		92-RGB				

5440440227D'120SS

Ex: Order Code: 1

### Photometric:



### Standards :

- EN 60598-1
- EN 60598-2-2
- EN 60598-3-2
- EN 60598-3-3

Pluxb luminaires are developed with globally recognized and tested components suppliers, however as per international standards tolerance in initial flux and connected load is at ±5%. Unless stated otherwise, the values apply to an ambient temperature of 25°C

Product Code	Wattage	CCT	Voltage	Beam Angle	Finish	Control Mode
544044	02-2W(1x2W)	27-2700K	A-220-240VAC	120-120°	SS-Stainless Steel 316	1-ON/OFF
		30-3000K				2-DALI
		40-4000K				3-0/1-10V
		60-6000K				4-Phase cut

5440440227A120SS

**Ex: Order Code: 1**

Pluxb luminaires are developed with globally recognized and tested components suppliers, however as per international standards tolerance in initial flux and connected load is at  $\pm 5\%$ . Unless stated otherwise, the values apply to an ambient temperature of 25°C