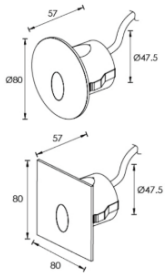




OCSI



Description:

PRIME is a wall recessed light fixture. It is designed to be installed flush with the wall, providing a sleek and modern look.

The light source is likely concealed within the fixture, emitting light through the elliptical opening in the center.

This design is often used for ambient or accent lighting in various indoor and outdoor settings. It includes features such as corrosion resistance, dustproof, anodized and polished, sandblasted, not easy to rust and fade.

It is ideal for providing ambient or accent lighting in residential or commercial spaces, such as hallways, staircases, and outdoor walkways.

Product Specifications:

Front cover : Die cast aluminium Grey
 Housing : Die cast aluminium Grey
 Coating: Powder Coating
 Gasket: Moulding shaped silicone seal
 Lens/Reflector : Optical lens (efficiency>90%)
 Power Cable: 0.5 mt. power cable included
 Driver : High efficiency, low flicker driver
 Installation Type: Wall Recessed
 Adjustable: No

Technical Specifications:

Wattage: 2- 3W
 Voltage: 220-240V AC
 Frequency: 50-60Hz
 Light Source: OSRAM/EPISTAR/CREE
 Lumen: 100lm/W
 Mac Adam: 3 Step
 Safety Class: II
 Working Temperature: -20°C to 55°C
 Life Time: 50,000hrs (L80/B10) at 35°C
 Warranty: 5 Years

Parameter:

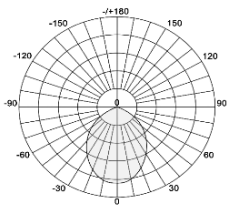
Wattage(W)	:	2W / 3W
Finish	:	Grey (G) / Customized (C)
Kelvin*	:	2700K/ 3000K / 4000K / 6000K
Beam Angle	:	80°
CRI	:	80
Control Mode	:	ON/OFF / DALI / 0 / 1-10V / Phase Cut
Type	:	Round (R) / Square(S)

Order Code:

Product Code	Wattage	CCT	Voltage	Beam Angle	Finish	Control Mode
539089	02-2W(1X2W)	27-2700K	A-240-220VAC	80-80°	G- Grey	1-ON/OFF
	03-3W(1X3W)	30-3000K				2-DALI
		40-4000K				3-0/1-10V
		60-6000K				4-Phase cut

Ex: Order Code: 5390890227A'80G1

Photometric :



Standard :

- EN 60598-1
- EN 60598-2-2
- EN 60598-3-2
- EN 60598-3-3

Pluxb luminaires are developed with globally recognized and tested components suppliers, however as per international standards tolerance in initial flux and connected load is at ±5%. Unless stated otherwise, the values apply to an ambient temperature of 25°C