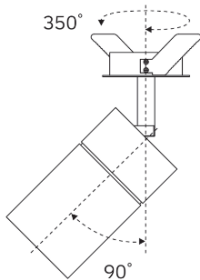
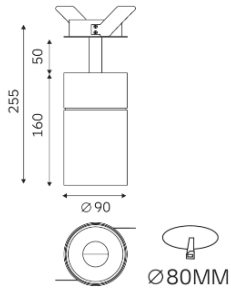


NOVAL



Features:

NOVAL is a Adjustable Recessed Downlight. High quality of die cast aluminum, for excellent dissipation and strengthen the housing surface, and PMMA Lens, with special structure, fixture can be adjusted more than 200 times.

Product has the structure and appearance Ensures UGR<19.

Adjustable Angle with 350° horizontal rotation, 90° vertical adjustment.

More accurate and professional multi-angle lighting beams.

Other CRI and CCT options available on request.

Homogenous, well-balanced light dispersing, no shadow.

Technical Specifications:

Input Voltage: 220-240VAC, 50 Hz.

Wattage: 36W

High Lumen: 100lm/W

3 STEP Mac Adam

High efficiency, low flicker driver

Lamp Type: COB

Chip Brand: VS / CREE

Driver Brand: VS / OSRAM / Tridonic

Operating Temperature: -20°C to 45°C

Glow Wire Test 850° C

Warranty: 5 Years

Life Time: 50,000hrs at ta 25°C (L80/B10)

Fields of Application:

Retail

Education

Galleries hotels

Living spaces

Installation Method:

Recessed

Wattage(W)	:	36				
Finish	:	White(W)	Black(B)			
Kelvin*	:	2700K	3000K	3500K	4000K	5000K 5700K
Beam Angle	:	16°	20°	30°	45°	
CRI	:	90+	95+			
Driver	:	ON/OFF	0/1-10V	DALI	Casambi	

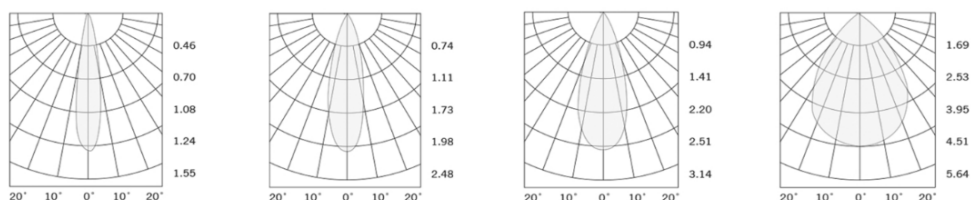
*Special Color and Finish on request

Product Code (96809036.50):

Wattage	Lumens(lm)	Dimension (ØxL) mm	Cut Out
36	3600LM	90x160	80

*Luminous Lux value is calculated for 4000K and CRI>90

Photometric:



Pluxb luminaires are developed with globally recognized and tested components suppliers, however as per international standards tolerance in initial flux and connected load is at ±5%. Unless stated otherwise, the values apply to an ambient temperature of 25°C

Standards

EN 60598-1

EN 60598-2-2

EN 60598-2-22

EN 60598-3-2

EN 60598-3-3

Order Code Ex: 96809036.50 27K 16D 9 1 W

CCT	Beam Angle	CRI	Driver	Finish
27K - 2700K	16D - 16°	9->90	1 - ON/OFF	W-White
30K - 3000K	20D - 20°	9->95	2 - 0/1-10V	B-Black
35K - 3500K	30D - 30°		3 - DALI	
40K - 4000K	45D - 45°		4 - Casambi	
50K - 5000K				
57K - 5700K				

Pluxb luminaires are developed with globally recognized and tested components suppliers, however as per international standards tolerance in initial flux and connected load is at $\pm 5\%$. Unless stated otherwise, the values apply to an ambient temperature of 25°C