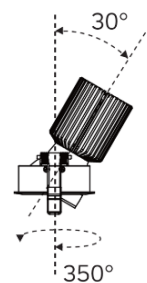
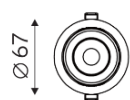
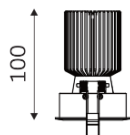


NEHA I



Features:

NEHA is a recessed adjustable downlight, expertly crafted from premium aluminum and finished with a solvent-free powder coating to ensure long-lasting durability and resistance to wear. It features a customized anti-glare reflector that supports multiple beam angles, delivering exceptional flexibility in light distribution to meet diverse lighting design needs. With its compact body and high-power output.

Its discreet design allows for seamless integration into any architectural setting, while its 30° tilt adjustment on both sides offers precise directional lighting, enabling focused illumination exactly where it is needed. For enhanced customization, various CRI (Color Rendering Index) and CCT (Correlated Color Temperature) options are available upon request, allowing designers to create the perfect lighting atmosphere.

The product is also available with a range of accessories, including a honeycomb louvre for superior glare control, linear spread glass for elongated light distribution, and clear glass for maximum output and clarity. This combination of refined design, advanced optics.

Technical Specifications:

Input Voltage: 220- 240 V AC, 50/60Hz.

Wattage: 10-15W

Efficiency: 100lm/W

High efficiency, low flicker driver

3 STEP Mac Adam

Lamp Type: COB

Operating Temperature: -20°C to 45°C

Glow Wire Test 850° C

Warranty: 5 Years

Lifetime 50,000hrs at a 25°C(L90/B10)

Fields of Application:

Retail

Education

Galleries hotels

Living spaces

Museums

Restaurants

Painting Exhibitions

Theaters


Installation Method:

Recessed Adjustable

Wattage(W)	:	10	15			
Finish	:	White(W)	Black(B)			
Kelvin*	:	2700K	3000K	3500K	4000K	5700K
Beam Angle	:	20°	25°	36°	47°	
CRI	:	90+	95+			
Driver	:	ON/OFF	DALI	Phase Dimming	1-10V	

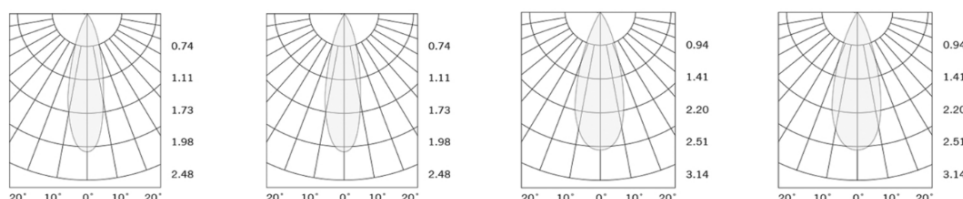
*Special Color and Finish on request

Product Code (96806715.50):

Wattage	Lumens(lm)	Dimension (ØxH) mm	Cut Out  (mm)
10	1000LM	67x100	60
15	1500LM	67x100	60

*Luminous flux value is calculated for 4000K CRI>90, 3 STEP Mac Adam

Photometric:



Pluxb luminaires are developed with globally recognized and tested components suppliers, however as per international standards tolerance in initial flux and connected load is at $\pm 5\%$. Unless stated otherwise, the values apply to an ambient temperature of 25°C

- Standards
- EN 60598-1
- EN 60598-2-2
- EN 60598-2-22
- EN 60598-3-2
- EN 60598-3-3

Order Code Ex: 96806715.50 27K 20D 9 1 W

CCT	Beam Angle	CRI	Driver	Finish
27K - 2700K	20D - 20°	9-	1 - ON/OFF	W-
30K - 3000K	25D - 25°	>90	2 - DALI	White
35K - 3500K	36D - 36°	9-	3 - Phase	B-Black
40K - 4000K	47D - 47°	>95	Dimming	
57K - 5700K			4 - 1-10V	

Pluxb luminaires are developed with globally recognized and tested components suppliers, however as per international standards tolerance in initial flux and connected load is at ±5%. Unless stated otherwise, the values apply to an ambient temperature of 25°C