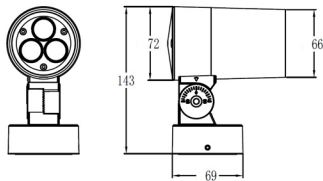


## MARS



### Features:

MARS is a Spike Light which is designed for durable and efficient outdoor lighting. Its die-cast aluminum housing with a polyester-sprayed surface provides shockproof and corrosion-resistant performance. The imported anti-aging rubber seal-ring ensures waterproofing and protection. A transparent tempered glass lamp enhances light transmission and durability. With THD less than 10% and a power factor greater than 0.9, it ensures high electrical efficiency and superior performance. Its also comes with adjustable bracket Base, Round Base and Stand Base. The honeycomb, Round-meshed grill and Anti glare can make your lighting more dramatic or cinematic. Toughened glass surface, with high hardness, not easy to break. Adopt Imported CREE original LED light source, high flux output, excellent consistency of light color. Constant current driver with PWM gray control installed inside. With gradual temperature increase, excellent heat dissipation, and waterproof sealing. C5 Marine Grade Coating available on request. This spike light offers stable and reliable performance for outdoor applications.

### Product Specifications:

Housing : Die cast aluminum  
Coating : Powder Coating  
Glass : Tempered Glass Cover  
LED Quantity : 3 LEDs  
Adjustable : Yes  
Gasket : Molding shaped silicone seal  
Lens/Reflector : Optical lens (efficiency>90%)  
Power Cable : 0.5 mt. power cable included  
Driver : High efficiency, low flicker driver  
Installation Type : Surface Mounted, Pole Mounted and Tree mounted

### Technical Specifications:

Wattage : 6 - 9W  
Voltage : DC24V / 220-240VAC  
Frequency : 50-60Hz  
Power Factor : >0.9  
Light Source : CREE  
Lumen : 110lm/W  
Mac Adam : 3 Step  
Safety Class : III  
Working Temperature : -25°C to 50°C  
Life Time : 50,000hrs (L80/B10) at 35°C  
Warranty : 5 Years

### Parameter:

Wattage(W)	:	6W / 9W
Finish	:	Grey (G) / Matt Black (B) / Customized (C)
Kelvin*	:	2700K / 3000K / 4000K / 6000K / RGB / RGBW
Beam Angle	:	5° / 10° / 15° / 20° / 30° / 45° / 60°
CRI	:	80+
Driver	:	ON/OFF / DALI / 0 / 1-10V / DMX

### Accessories:



### Order Code :

Product Code	Type	Wattage	CCT	Voltage(DC)	Beam Angle	Finish	Control Mode
541066	06-Spike	6 - 6W	27-2700K	D - 24VDC	05 - 05°	G-Grey	1-ON/OFF
	07-Base	9 - 9W	30-3000K		10 - 10°	B-Black	2-DALI
	08-Hood		40-4000K		15 - 15°	C-Customized	3-0/1-10V
	09-Tree Strap		60-6000K		20 - 20°		4-DMX
	10-Tree Ring		92-RGB		30 - 30°		
			93-RGB DMX		45 - 45°		
			82-RGBW		60 - 60°		
			83-RGBW DMX				

Ex: Order Code: 54106606627D'05G1

Product Code	Type	Wattage	CCT	Voltage(AC)	Beam Angle	Finish	Control Mode
541066	06-Spike	6 - 6W	27-2700K	A - 220-240V AC	05 - 05°	G-Grey	1-ON/OFF
	07-Base	9 - 9W	30-3000K		10 - 10°	B-Black	2-DALI
	08-Hood		40-4000K		15 - 15°	C-Customized	3-0/1-10V
	09-Tree Strap		60-6000K		20 - 20°		4-DMX
	10-Tree Ring				30 - 30°		
					45 - 45°		
					60 - 60°		

Ex: Order Code: 54106606627A'05G1

### Standards

EN 60598-1

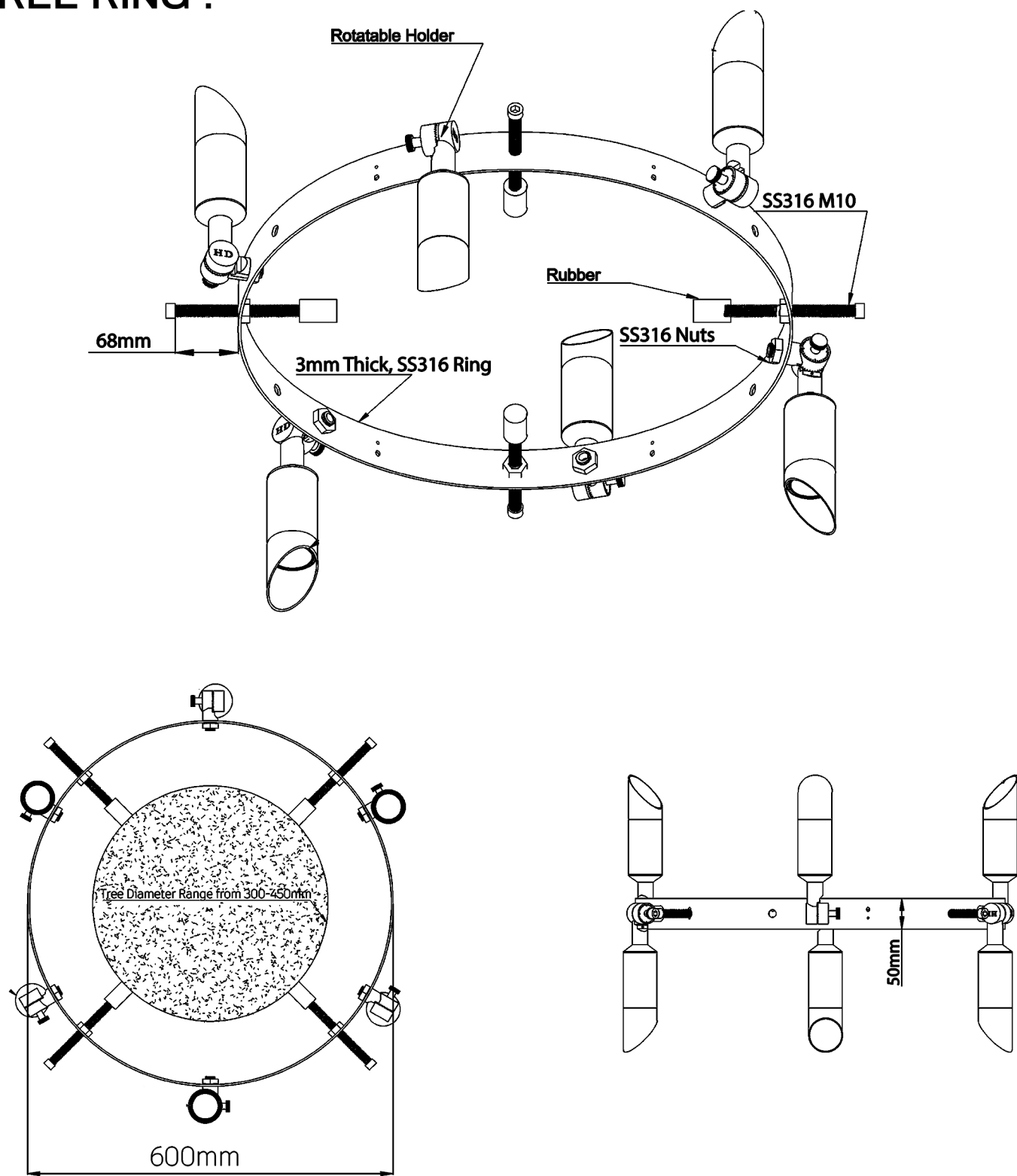
EN 60598-2-2

EN 60598-2-22


EN 60598-3-2

Pluxb luminaires are developed with globally recognized and tested components suppliers, however as per international standards tolerance in initial flux and connected load is at  $\pm 5\%$ . Unless stated otherwise, the values apply to an ambient temperature of 25°C

# TREE RING :



## FINISHES:



Pluxb luminaires are developed with globally recognized and tested components suppliers, however as per international standards tolerance in initial flux and connected load is at  $\pm 5\%$ . Unless stated otherwise, the values apply to an ambient temperature of 25°C