

MAKO



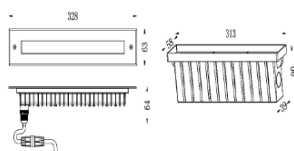
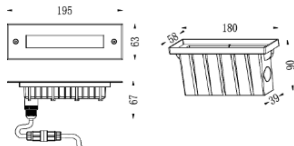
Description:

MAKO is a Linear Fixed inground outdoor lighting fixtures designed to be installed flush with the ground surface, providing subtle and aesthetically pleasing illumination.

These lights typically have a linear or elongated shape, allowing them to seamlessly blend into pathways, driveways, or other outdoor areas.

Linear inground lights often feature durable and weather-resistant materials to withstand outdoor conditions. Toughened safety glass for drive over application up to 2000KG Static Load. It comes with different CCT and R/G/B LED sources and C5 Marine Grade Coating, this family is a perfect solution to the requirement.

The length can be customized 195mm, 328mm and so on. They are commonly used for accentuating architectural features, guiding pathways, or creating ambiance in outdoor spaces.



Product Specifications:

Front cover : Stainless steel 316L
 Housing : Die cast Aluminum grey
 Glass : Tempered glass
 Light Source: OSRAM / EPISTAR / CREE
 Gasket: Molding shaped silicone seal
 Lens/Reflector : Optical lens (efficiency>90%)
 Power Cable: 0.5 mt. power cable included
 Driver : High efficiency, low flicker driver
 Installation Type: Inground

Technical Specifications:

Wattage: 6 - 45W
 Voltage: DC24V / 220-240VAC
 Frequency: 50-60Hz
 Lumen: 120lm/W
 Mac Adam: 3 Step
 Safety Class: III / II
 Working Temperature:-20°C to 55°C
 Life Time: 50,000hrs (L80/B10) at 35°C
 Warranty: 5 Years

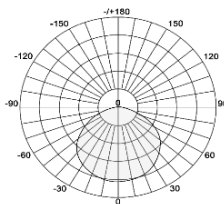
Parameter:

Wattage(W)	: 6W / 12W / 24W / 45W
Finish	: Stainless Steel 316L
Kelvin*	: 2700K / 3000K / 4000K / 6000K / RGB / RGBW
Beam Angle	: 10° / 25° / 45° / 60°
CRI	: 80
Control Mode	: ON/OFF / DALI / 0 / 1-10V / DMX

Order Code:

Product Code	Wattage	CCT	Voltage	Beam Angle	Finish	Control Mode
5496364	6-6W (195mm)	27-2700K	D-24VDC	10-10°	SS-Stainless Steel 316L	1-ON/OFF
	12-12W (535mm)	30-3000K		25-25°		2-DALI
	24 - 24W (750mm)	40-4000K		45-45°		3-0/1-10V
	45 - 45W (1035mm)	60-6000K		60-60°		4-DMX
		92-RGB				
		93-RGB DMX				

Photometric:



Standards :

- EN 60598-1
- EN 60598-2-2
- EN 60598-3-2
- EN 60598-3-3

Pluxb luminaires are developed with globally recognized and tested components suppliers, however as per international standards tolerance in initial flux and connected load is at ±5%. Unless stated otherwise, the values apply to an ambient temperature of 25°C

92-RGBW
93-RGBW
DMX

Ex: Order Code: 5496364627D'10SS1

Product Code	Wattage	CCT	Voltage	Beam Angle	Finish	Control Mode
5496364	6-6W (195mm)	27-2700K	A-220-240VAC	10-10°	SS-Stainless Steel 316L	1-ON/OFF
	12-12W (535mm)	30-3000K		25-25°		2-DALI
	24 - 24W (750mm)	40-4000K		45-45°		3-0/1-10V
	45 - 45W (1035mm)	60-6000K		60-60°		

Ex: Order Code: 5496364627A'10SS1

Pluxb luminaires are developed with globally recognized and tested components suppliers, however as per international standards tolerance in initial flux and connected load is at $\pm 5\%$. Unless stated otherwise, the values apply to an ambient temperature of 25°C