

ILLUMA I



Features:

ILLUMA I high bay light manufactured using die-casting technology with ADC12 aluminum, it offers excellent thermal management. Equipped with a Zhaga socket, this fixture allows easy integration with smart lighting systems and future upgrades. Additionally, the built-in microwave sensor enhances energy efficiency by enabling motion detection, automatically adjusting brightness based on occupancy.

High mechanical strength, high heat and shock resistance. Instant start, no flickering and Ideal for frequent switching. Additionally, its adjustable design offers three selectable wattage and three CCT options, providing flexibility to customize brightness and color temperature according to specific requirements.

Energy Savings up to 50%. Anti rusting stainless steel screws, Weather, Chemical and UV resistance, Well-balanced light dispersing (No shadows).

High light Transmissivity, Elimination of the dazzling effect (No glare). Emergency and Sensor available on request.

Available options: 1) Emergency lighting (EM kit) 2) Motion sensor.

Technical Specifications:

Input Voltage: 220-240 V AC, 50 Hz.

Wattage: 100-500W

High Lumen: 170lm/W

3 STEP Mac Adam

High efficiency, low flicker driver

Lamp Type: SMD

Operating Temperature: -20°C to 50°C

Warranty: 5 Years

Life Time: 50,000hrs at ta 70 °C

(L70/B10)

Fields of Application:

Warehouses

Exhibition halls

Indoor

Stadiums

Workshops

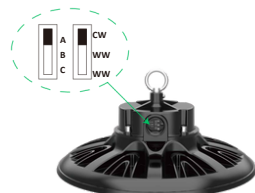
Factories

Shopping malls

Installation Method:

Suspended

| A | B | C |
|-------|-------|-------|
| 100W | 80W | 60W |
| 150W | 120W | 100W |
| 200W | 150W | 100W |
| 240W | 200W | 150W |
| 300W | 240W | 200W |
| 500W | 400W | 300W |
| WW | NW | CW |
| 4000K | 5000K | 5700K |



| | | | | | | | | |
|------------|---|----------|---------|-------|---------------|-----------|-------|-----|
| Wattage(W) | : | 100 | 150 | 200 | 240 | 300 | 400 | 500 |
| Finish | : | Black(B) | | | | | | |
| Kelvin* | : | 3000K | 4000K | 5000K | 5700K | | 6500K | |
| Beam Angle | : | 60° | 90° | 120° | | | | |
| CRI | : | 70+ | 80+ | | | | | |
| Driver | : | ON/OFF | 0/1-10V | DALI | Phase Dimming | Bluetooth | | |

*Special Color & Finish on request

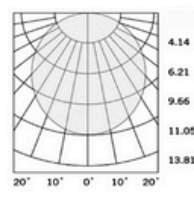
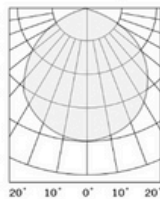
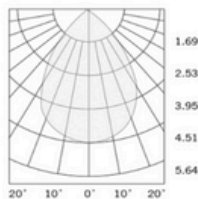
Product Code (969447500):

| Wattage | Lumens(lm) | Dimension(ØxH) mm |
|---------|------------|-------------------|
| 100 | 17,000LM | 260x143 |
| 150 | 25,500LM | 287x147 |
| 200 | 34,000LM | 305x149 |
| 240 | 40,800LM | 305x149 |
| 300 | 51,000LM | 342x168 |
| 400 | 68,000LM | 342x168 |
| 500 | 85,000LM | 447x178 |

*Luminous øux value is calculated for 4000K CRI>80

Pluxb luminaires are developed with globally recognized and tested components suppliers, however as per international standards tolerance in initial flux and connected load is at ±5%. Unless stated otherwise, the values apply to an ambient temperature of 25°C

Photometric:



Standards

EN 60598-1

EN 60598-2-2

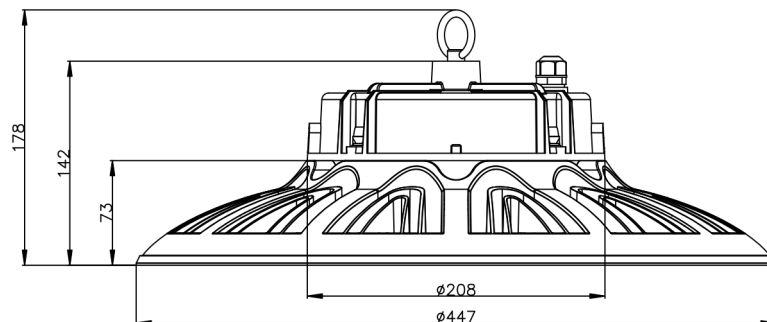
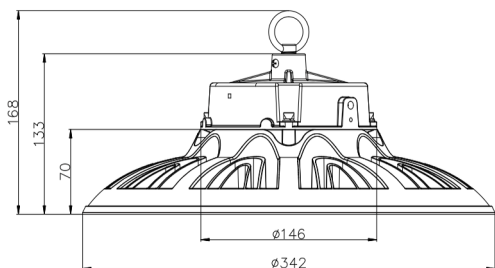
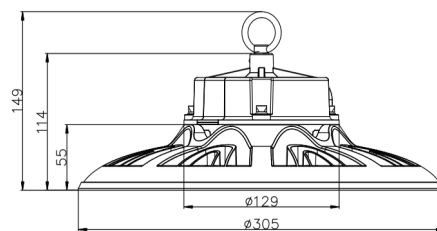
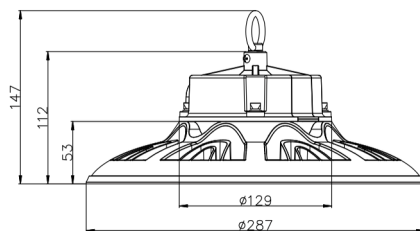
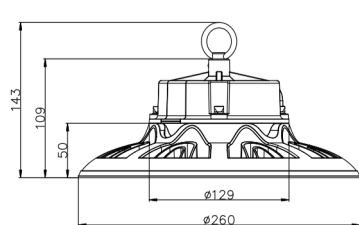
EN 60598-3-2

EN 60598-3-3

Order Code Ex: 969447500 30K 60D Z 1 B

| CCT | Beam Angle | CRI | Driver | Finish |
|-------------|-------------|-------|-------------------|---------|
| 30K - 3000K | 60D - 60° | 7->70 | 1 - ON/OFF | B-Black |
| 40K - 4000K | 90D - 90° | 8->80 | 2 - 0/1-10V | |
| 50K - 5000K | 120D - 120° | | 3 - DALI | |
| 57K - 5700K | | | 4 - Phase Dimming | |
| 65K - 6500K | | | 5 - Bluetooth | |

MECHANICAL DRAWING



ACCESSORIES



Zhaga Socket



Microwave Sensor



Alu Reflector



U Bracket



Safety Steel Rope

Pluxb luminaires are developed with globally recognized and tested components suppliers, however as per international standards tolerance in initial flux and connected load is at $\pm 5\%$. Unless stated otherwise, the values apply to an ambient temperature of 25°C