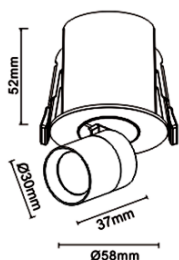


HOLM



Features:

HOLM Is Adjustable linear downlight with a die-cast aluminum body and lens combines durability and performance, making it an excellent choice for both residential and commercial applications. The die-cast aluminum construction ensures a robust and lightweight fixture that resists corrosion and heat, providing longevity and reliability.

The integrated lens optimizes light distribution, offering various beam angles to reduce glare and create a soft, even illumination.

Technical Specifications:

Input Voltage: 220- 240 V AC, 50 Hz.
Wattage: 3W
High Lumen: 90lm/w
3 STEP Mac Adam
High efficiency, low flicker driver
Lamp Type: COB
Operating Temperature: -20°C to 45°C
Glow Wire Test 850° C
Warranty: 5 Years
Life Time: 50,000hrs at ta 25°C
(L80/B10)

Fields of Application:

Retail
Education
Galleries hotels
Living spaces

Installation Method:

Recessed Adjustable

Wattage(W)	:	3			
Finish	:	White(W)	Black(B)		
Kelvin*	:	2700K	3000K	4000K	5000K
Beam Angle	:	15°	24°	38°	
CRI	:	80+	90+		
Driver	:	ON/OFF	0/1-10V	DALI	Phase Dimming Bluetooth

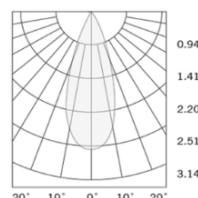
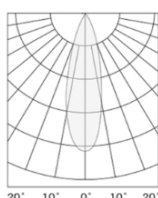
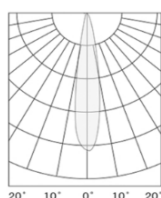
*Special Color and Finish on request

Product Code (96805803.50):

Wattage	Lumens(lm)	Dimension(ØxH) mm	Cut Out (mm)
3	270LM	58x52	55

*Luminous lux value is calculated for 4000K CRI>80

Photometric:



Standards

EN 60598-1

EN 60598-2-2

EN 60598-2-22

EN 60598-3-2

EN 60598-3-3

Order Code Ex: 96805803.50 27K 15D 8 1 W

CCT	Beam Angle	CRI	Driver	Finish
27K - 2700K	15D - 15°	8->80	1 - ON/OFF	W-White
30K - 3000K	24D - 24°	9->90	2 - 0/1-10V	B-Black
40K - 4000K	38D - 38°		3 - DALI	
50K - 5000K			4 - Phase Dimming	
			5 - Bluetooth	

Pluxb luminaires are developed with globally recognized and tested components suppliers, however as per international standards tolerance in initial flux and connected load is at ±5%. Unless stated otherwise, the values apply to an ambient temperature of 25°C