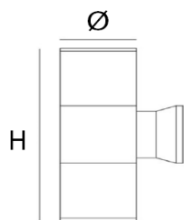



## EORY



### Additional Option:

Low voltage DC12V/DC24V/DC48V  
 Photocell (Dusk to Dawn)  
 PIR/Motion Sensor

### Features:

EORY is modern outdoor wall light with up and down lighting. The dual light source is designed to provide bold directional lighting, it also helps to create useful general luminescence.

It is typically installed on vertical surfaces such as walls to create a balanced and aesthetically pleasing lighting effect.

Aluminium die cast housing with clear glass cover to illuminate the surface.

They come in various designs, wattages, and light sources, providing flexibility for different lighting preferences and applications.

It has very wide application like For enhance architectural features and provide ambient lighting in residential and commercial spaces, adding both style and functionality.

### Technical Specifications:

Input Voltage : 220- 240 V AC, 50 Hz.

Wattage : 2x15W

High Lumen : 100lm/w

4 STEP Mac Adam

Isolated constant current driver

Lamp Type : COB

Operating Temperature: -25°C to 60°C

Glow Wire Test 850° C

Warranty : 5 Years

Life Time : 50,000hrs at ta 35°C

### Fields of Application:

Boundary Wall

Balcony

Roof

Shaft

### Installation Method:

Surface Mounted

Wattage(W)	:	2X15		
Finish	:	Grey Matt	Black Matt	
Kelvin*	:	3000K	4000K	6500K
Beam Angle	:	30°	60°	
CRI	:	80+		
Driver	:	ON/OFF	0/1-10V	DALI

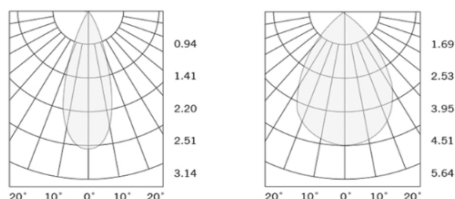
\*Special Color & Finish on request

### Product Code (54014530):

Wattage	Lumens(lm)	Dimension(ØxH) mm
2X15	3000LM	145 X 300

\*Luminous flux value is calculated for 4000K CRI>80

### Photometric:



Pluxb luminaires are developed with globally recognized and tested components suppliers, however as per international standards tolerance in initial flux and connected load is at ±5%. Unless stated otherwise, the values apply to an ambient temperature of 25°C

## Standards

EN 60598-1

EN 60598-2-2

EN 60598-3-2

EN 60598-3-3

Order Code Ex: 54014530 30K 30D 8 1 G

CCT	Beam Angle	CRI	Driver	Finish
30K - 3000K	30D - 30°	8->80	1 - ON/OFF	G-Grey Matt
40K - 4000K	60D - 60°		2 - 0/1-10V	B-Black Matt
65K - 6500K			3 - DALI	

Pluxb luminaires are developed with globally recognized and tested components suppliers, however as per international standards tolerance in initial flux and connected load is at  $\pm 5\%$ . Unless stated otherwise, the values apply to an ambient temperature of 25°C