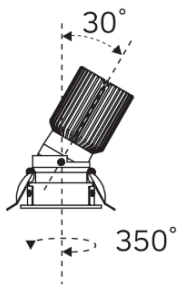
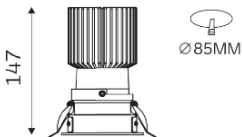


DAX



Features:

DAX is a recessed adjustable downlight, expertly crafted from aluminum and finished with a solvent-free powder coating to ensure long-lasting durability and resistance to wear.

It features a customized anti-glare reflector that supports multiple beam angles, delivering exceptional flexibility in light distribution to meet diverse lighting design needs with its compact body and high-power output.

Anti-glare reflectors are available in multiple coloring as White, Black, Chrome, Gold as project required.

Can be rotated horizontally and adjusted 30 degrees on one side, can be well illuminated in all directions.

For enhanced customization, various CRI (Color Rendering Index) and CCT (Correlated Color Temperature) options are available upon request, allowing designers to create the perfect lighting atmosphere.

The lens will be with waterproof ring and glass.

The product also available with a range of accessories, including a honeycomb louvre for superior glare control, linear spread glass for elongated light distribution, and clear glass for maximum output and clarity. This combination of refined design, advanced optics.

Technical Specifications:

Input Voltage: 220- 240 V AC, 50/60Hz.

Wattage: 25-29W

Efficiency: 100lm/W

High efficiency, low flicker driver

3 STEP Mac Adam

Lamp Type: COB

Operating Temperature: -20°C to 45°C

Glow Wire Test 850° C

Warranty: 5 Years

Lifetime 50,000hrs at a 25°C(L90/B10)

Fields of Application:

Retail

Education

Galleries hotels

Living spaces

Museums

Restaurants

Painting Exhibitions

Theaters

Installation Method:

Recessed Adjustable

Wattage(W)	:	25	28	29		
Finish	:	White(W)	Black(B)			
Kelvin*	:	2700K	3000K	3500K	4000K	5700K
Beam Angle	:	25°	32°	43°	53°	
CRI	:	90+	95+			
Driver	:	ON/OFF	DALI	Phase Dimming	1-10V	

*Special Color and Finish on request

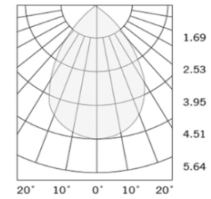
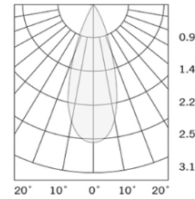
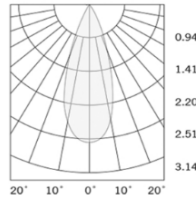
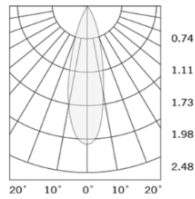
Product Code (96809529.50):

Wattage	Lumens(lm)	Dimension (ØxH) mm	Cut Out (mm)
25	2500LM	95x147	85
28	2800LM	95x147	85
29	2900LM	95x147	85

*Luminous flux value is calculated for 4000K CRI>90, 3 STEP Mac Adam

Pluxb luminaires are developed with globally recognized and tested components suppliers, however as per international standards tolerance in initial flux and connected load is at ±5%. Unless stated otherwise, the values apply to an ambient temperature of 25°C

Photometric:



Standards

EN 60598-1

EN 60598-2-2

EN 60598-2-22

EN 60598-3-2

EN 60598-3-3

Order Code Ex: 96809529.50 27K 25D 9 1 W

CCT	Beam Angle	CRI	Driver	Finish
27K - 2700K	25D - 25°	9-	1 - ON/OFF	W-
30K - 3000K	32D - 32°	>90	2 - DALI	White
35K - 3500K	43D - 43°	9-	3 - Phase	B-Black
	53D - 53°	>95	Dimming	
40K - 4000K			4 - 1-10V	
57K - 5700K				

Pluxb luminaires are developed with globally recognized and tested components suppliers, however as per international standards tolerance in initial flux and connected load is at $\pm 5\%$. Unless stated otherwise, the values apply to an ambient temperature of 25°C