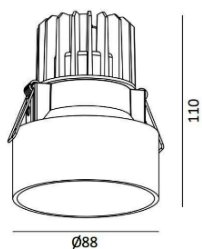



## CHIO



### Features:

CHIO sleek design, durably, and high-performance surface.

Die cast aluminum body with slim trim and deep fix design and low glare reflector, with high-quality PC diffuser, renowned for its superior optical clarity and durability.

Engineered to minimize glare and ensure uniform light distribution Interchangeable reflectors with different beam angles and add-on glass diffuser or honeycomb louvre.

UGR <19 this spotlight sets a new standard in visual comfort.

Where innovation meets elegance to illuminate spaces with unparalleled brilliance and comfort.

### Technical Specifications:

Input Voltage: 220- 240 V AC, 60/50Hz.

Wattage: 8 - 10W

High Lumen: 100lm/w

Light source: Citizen CLU02Q-1202

2 STEP Mac Adam

High efficiency, low flicker driver

Lamp Type: COB

Operating Temperature: -20°C to 45°C

Glow Wire Test 850° C

Warranty: 5 Years

Life Time: 50,000hrs at ta 25°C

(L90/B10)

### Fields of Application:

Retail

Education

Galleries hotels

Living spaces

### Installation Method:

Slim trim and Deep Recessed downlight.

|            |   |          |          |              |               |                 |
|------------|---|----------|----------|--------------|---------------|-----------------|
| Wattage(W) | : | 8        | 10       |              |               |                 |
| Finish     | : | White(W) | Black(B) | Light Bronze | Dark Bronze   | Brushed Varnish |
| Kelvin*    | : | 2700K    | 3000K    | 4000K        |               |                 |
| Beam Angle | : | 15°      | 24°      | 36°          | 60°           |                 |
| CRI        | : | 90+      |          |              |               |                 |
| Driver     | : | ON/OFF   | 0/1-10V  | DALI         | Phase Dimming | Bluetooth       |

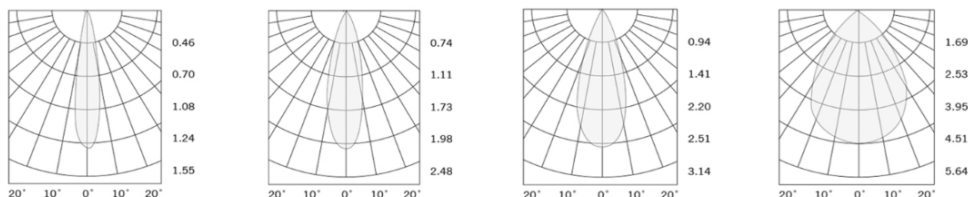
\*Special Color and Finish on request

### Product Code (96708810):

| Wattage | Lumens(lm) | Dimension(Ø x H) mm | Cut Out (mm) |
|---------|------------|---------------------|--------------|
| 8       | 800LM      | 88x110              | 75           |
| 10      | 1000LM     | 88x110              | 75           |

\*Luminous lux value is calculated for 4000K CRI>90

### Photometric:



Pluxb luminaires are developed with globally recognized and tested components suppliers, however as per international standards tolerance in initial flux and connected load is at  $\pm 5\%$ . Unless stated otherwise, the values apply to an ambient temperature of 25°C

## Standards

EN 60598-1

EN 60598-2-2

EN 60598-2-22

EN 60598-3-2

EN 60598-3-3

Order Code Ex: 96708810 27K 15D 9 1 W

| CCT         | Beam Angle | CRI   | Driver            | Finish            |
|-------------|------------|-------|-------------------|-------------------|
| 27K - 2700K | 15D - 15°  | 9->90 | 1 - ON/OFF        | W-White           |
| 30K - 3000K | 24D - 24°  |       | 2 - 0/1-10V       | B-Black           |
| 40K - 4000K | 36D - 36°  |       | 3 - DALI          | L-Light Bronze    |
|             | 60D - 60°  |       | 4 - Phase Dimming | D-Dark Bronze     |
|             |            |       | 5 - Bluetooth     | B-Brushed Varnish |

Pluxb luminaires are developed with globally recognized and tested components suppliers, however as per international standards tolerance in initial flux and connected load is at  $\pm 5\%$ . Unless stated otherwise, the values apply to an ambient temperature of 25°C