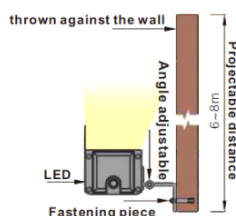
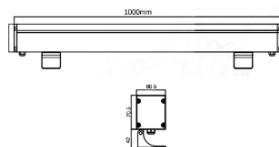


APHRO



Description:

APHRO is a Linear outdoor lighting fixtures designed to be installed flush with the ground surface, providing subtle and aesthetically pleasing illumination.

These lights typically have a linear or elongated shape, allowing them to seamlessly blend into pathways, driveways, or other outdoor areas. Linear inground lights often feature durable and weather-resistant materials to withstand outdoor conditions.

Toughened glass surface, with high hardness, not easy to break. It comes in Single colors and various beam angles this family is a perfect solution to the requirement.

The length can be customized 250mm, 500mm, 750mm, 1.5mtr. They are commonly used for accentuating architectural features, guiding pathways, or creating ambiance in outdoor spaces.

Product Specifications:

Housing : Die cast Aluminum
Glass : Tempered glass
Gasket: Molding shaped silicone seal
Accessory: Side cover
Lens/Reflector : Optical lens (efficiency>90%)
Power Cable: 0.5 mt. power cable included
Driver : High efficiency, low flicker driver
Installation Type: Surface Mounted

Technical Specifications:

Wattage: 80 - 96W
Voltage: 100V-265VAC / DC24V
Frequency: 50-60Hz
Light Source: OSRAM/EPISTAR/CREE
Lumen: 75lm/W
Mac Adam: 3 Step
Safety Class: III
Working Temperature:-25°C to 60°C
Life Time: 50,000hrs (L80/B10) at 35°C
Humidity : <95%
Warranty: 5 Years

Parameter:

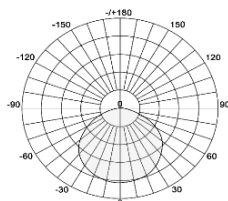
Wattage(W)	:	80W / 96W
Finish	:	Black (B) / Grey (G)
Kelvin*	:	2700K/ 3000K/ 4000K / 6500K
Beam Angle	:	10°/ 15°/ 30°/ 45°/ 60°/ 20°* 45°/ 15°*60°
CRI	:	80+
Control Mode	:	ON/OFF / DALI / 0 / 1-10V / Phase Cut / Bluetooth

Order Code:

Product Code	Wattage	CCT	Voltage	Beam Angle	Finish	Control Mode
5496070	80-80W	27-2700K	D-24VDC	10-10°	B-Black	1-ON/OFF
		30-3000K		15-15°	G-Grey	2-DALI
	96-96W	40-4000K		30-30°		3-0/1-10V
		65-6500K		45-45°		4-Phase cut
				60-60°		5-Bluetooth
				20*45-20°*45°		
				15*60 - 15°*60°		

Ex: Order Code: 54960708027D'10B1

Photometric:



Standards :

EN 60598-1

EN 60598-2-2

EN 60598-3-2

EN 60598-3-3

Pluxb luminaires are developed with globally recognized and tested components suppliers, however as per international standards tolerance in initial flux and connected load is at $\pm 5\%$. Unless stated otherwise, the values apply to an ambient temperature of 25°C

Product Code	Wattage	CCT	Voltage	Beam Angle	Finish	Control Mode
5496070	80-80W	27-2700K	A - 100V - 265VAC	10-10°	B-Black	1-ON/OFF
	96-96W	30-3000K		15-15°	G-Grey	2-DALI
		40-4000K		30-30°		3-0/1-10V
		65-6500K		45-45°		
				60-60°		
				20*45-20°*45°		
				15*60 - 15°*60°		
Ex: Order Code: 54960708027A'10B1						

Pluxb luminaires are developed with globally recognized and tested components suppliers, however as per international standards tolerance in initial flux and connected load is at $\pm 5\%$. Unless stated otherwise, the values apply to an ambient temperature of 25°C