

APHRO



**Description:**

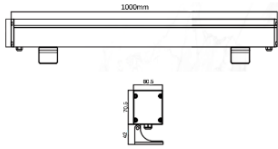
APHRO is a Linear outdoor lighting fixtures designed to be installed flush with the ground surface, providing subtle and aesthetically pleasing illumination.

These lights typically have a linear or elongated shape, allowing them to seamlessly blend into pathways, driveways, or other outdoor areas. Linear inground lights often feature durable and weather-resistant materials to withstand outdoor conditions.

Toughened glass surface, with high hardness, not easy to break. It comes with different CCT and C5 Marine Grade Coating, this family is a perfect solution to the requirement.

Control Mode : DMX and RDM

The length can be customized 250mm, 500mm, 750mm, 1.5mtr. They are commonly used for accentuating architectural features, guiding pathways, or creating ambiance in outdoor spaces.

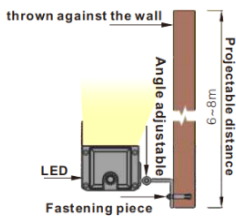


**Product Specifications:**

- Housing : Die cast Aluminum
- Glass : Tempered glass
- Gasket: Molding shaped silicone seal
- Accessory: Side cover
- Lens/Reflector : Optical lens (efficiency>90%)
- Power Cable: 0.5 mt. power cable included
- Driver : High efficiency, low flicker driver
- Installation Type: Surface Mounted

**Technical Specifications:**

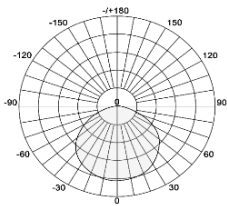
- Wattage: 90 - 120W
- Voltage: DC24V
- Frequency: 50-60Hz
- Light Source: OSRAM/EPISTAR/CREE
- Lumen: 50lm/W
- Mac Adam: 3 Step
- Safety Class: III
- Working Temperature:-25°C to 60°C
- Life Time: 50,000hrs (L80/B10) at 35°C
- Humidity: <95%
- Warranty: 5 Years



**Parameter:**

Wattage(W)	:	90W / 120W
Finish	:	Black (B) / Grey (G)
Kelvin*	:	RGBW / RGBW DMX
Beam Angle	:	10°/ 15°/ 30°/ 45°/ 60°/ 20°* 45°/ 15°*60°
CRI	:	80+
Control Mode	:	ON/OFF / DALI / DMX

**Photometric:**



**Standards :**

- EN 60598-1
- EN 60598-2-2
- EN 60598-3-2
- EN 60598-3-3

**Order Code:**

Product Code	Wattage	CCT	Voltage	Beam Angle	Finish	Control Mode
5496070	90-90W	82-RGBW	D-24VDC	10-10°	B-Black	1-ON/OFF
	120-120W	83-RGBW DMX		15-15°	G-Grey	2-DALI
				30-30°		3-DMX
				45-45°		
				60-60°		
				20*45-20°*45°		
		15*60 - 15°*60°				

**Ex: Order Code:** 54960709082D\*10B1

Pluxb luminaires are developed with globally recognized and tested components suppliers, however as per international standards tolerance in initial flux and connected load is at ±5%. Unless stated otherwise, the values apply to an ambient temperature of 25°C

Pluxb luminaires are developed with globally recognized and tested components suppliers, however as per international standards tolerance in initial flux and connected load is at  $\pm 5\%$ . Unless stated otherwise, the values apply to an ambient temperature of 25°C