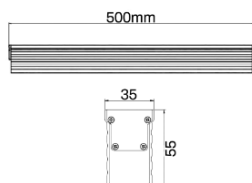



AETHER



Description:

AETHER is a Linear inground outdoor lighting fixtures designed to be installed flush with the ground surface, providing subtle and aesthetically pleasing illumination. These lights typically have a linear or elongated shape, allowing them to seamlessly blend into pathways, driveways, or other outdoor areas. Linear inground lights often feature durable and weather-resistant materials to withstand outdoor conditions. Honey Comb toughened glass surface, with high hardness, not easy to break. It comes with different CCT and C5 Marine Grade Coating, this family is a perfect solution to the requirement. The length can be customized 250mm, 500mm, 750mm, 1.5mtr. They are commonly used for accentuating architectural features, guiding pathways, or creating ambiance in outdoor spaces.

Product Specifications:

Front cover : Stainless steel 316
Housing : Die cast Aluminum
Glass : Tempered glass
Gasket: Molding shaped silicone seal
Accessory: Side cover
Lens/Reflector : Optical lens (efficiency>90%)
Power Cable: 0.5 mt. power cable included
Driver : High efficiency, low flicker driver
Installation Type: Inground

Technical Specifications:

Wattage: 12W
Voltage: DC24V
Frequency: 50-60Hz
Light Source: OSRAM/EPISTAR/CREE
Lumen: 120lm/W
Mac Adam: 3 Step
Safety Class: III
Working Temperature: -25°C to 60°C
Life Time: 50,000hrs (L80/B10) at 35°C
Humidity : <95%
Warranty: 5 Years

Parameter:

| | | |
|--------------|---|--|
| Wattage(W) | : | 12W |
| Finish | : | Stainless Steel 316 |
| Kelvin* | : | 2700K/ 3000K/ 3500K/ 4000K/ 5700K/ 6000K |
| Beam Angle | : | 8°/ 12°/ 25°/ 35°/ 45°/ 55° |
| CRI | : | 80+ |
| Control Mode | : | ON/OFF / DALI / 0 / 1-10V / Phase Cut |

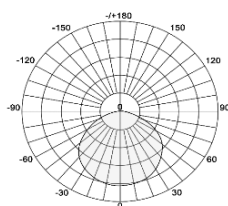
Order Code:

| Product Code | Wattage | CCT | Voltage | Beam Angle | Finish | Control Mode |
|--------------|----------|----------|---------|------------|------------------------|--------------|
| 549355512 | 12 - 12W | 27-2700K | D-24VDC | 8-8° | SS-Stainless Steel 316 | 1-ON/OFF |
| | | 30-3000K | | 12-12° | | 2-DALI |
| | | 35-3500K | | 25-25° | | 3-0/1-10V |
| | | 40-4000K | | 35-35° | | 4-Phase cut |
| | | 57-5700K | | 45-45° | | |
| | | 60-6000K | | 55-55° | | |

549355512 1227D'8S

Ex: Order Code: S1

Photometric:



Standards :

EN 60598-1

EN 60598-2-2

EN 60598-3-2

EN 60598-3-3

Pluxb luminaires are developed with globally recognized and tested components suppliers, however as per international standards tolerance in initial flux and connected load is at $\pm 5\%$. Unless stated otherwise, the values apply to an ambient temperature of 25°C

Pluxb luminaires are developed with globally recognized and tested components suppliers, however as per international standards tolerance in initial flux and connected load is at $\pm 5\%$. Unless stated otherwise, the values apply to an ambient temperature of 25°C